

(I)(a) Statement showing Shareholding Pattern in Clause 35 - As on 31.03.2013

<b>Name of the Company : DLF LTD</b>
<b>Scrip Code : BSE-532868;NSE -DLF; Scrip Name : DLF; Class of Security - Equity</b>
<b>Quarter Ended: 31st March, 2013</b>


<b>Partly Paid-up Shares :-</b>	<b>Number of partly paid-up shares</b>	<b>As a % of total number of partly paid-up shares</b>	<b>As a % of total number of shares of the Company</b>
Held by promoter/promoters group			
Held by public			
<b>Total</b>			
<b>Outstanding convertible securities :-</b>	<b>Number of outstanding securities</b>	<b>As a % of total number of outstanding convertible securities</b>	<b>As a % of total number of shares of the Company, assuming full conversion of the convertible securities</b>
Held by promoter/promoters group	0	0	0
Held by public	0	0	0
<b>Total</b>	0	0	0
<b>Warrants :-</b>	<b>Number of warrants</b>	<b>As a % of total number of warrants</b>	<b>As a % of total number of shares of the Company, assuming full conversion of warrants</b>
Held by promoter/promoters group	0	0	0
Held by public	0	0	0
<b>Total</b>	0	0	0
<b>Total paid-up capital of the Company assuming full conversion of warrants and convertible securities</b>	<b>1698719077</b>		



**DLF LIMITED**

(1) (a) Statement showing Shareholding Pattern

Name of the Company : DLF LIMITED									
Scrip Code: BSE-532868; NSE-DLF									
Quarter ended : AS ON 31.03.2013									
Category Code	Category of Shareholder	Number of shareholders	Total number of shares	Number of shares held in dematerialized form	Total shareholding as a percentage of total number of shares	As a Percentage of (A+B) <sup>1</sup> (VI)	As a Percentage of (A+B+C) (VII)	Number of shares (VIII)	As a percentage (IX)=(VIII)/(IV)*100
(I)	(II)	(III)	(IV)	(V)	(VI)	(VII)	(VIII)	(IX)	(X)
(A)	<b>PROMOTER AND PROMOTER GROUP</b>								
(1)	<b>INDIAN</b>								
(a)	Individuals / Hindu Undivided Family	6	47844360	47844360	2.82	2.82	0	0.00	
(b)	Central Government /State Government(s)	0	0	0	0.00	0.00	0	0.00	
(c)	Bodies Corporate	19	1286870760	1286870760	75.76	75.76	0	0.00	
(d)	Financial Institutions / Banks	0	0	0	0.00	0.00	0	0.00	
(e)	Any Other - Promoter Trust	1	88000	88000	0.01	0.01	0	0.00	
	<b>Sub-Total (A)(1)</b>	<b>26</b>	<b>1334803120</b>	<b>1334803120</b>	<b>78.58</b>	<b>78.58</b>	<b>0</b>	<b>0.00</b>	
(2)	<b>Foreign</b>								
(a)	Individuals (Non-Resident Individuals/Foreign Individuals)	0	0	0	0.00	0.00	0	0.00	
(b)	Bodies Corporate	0	0	0	0.00	0.00	0	0.00	
(c)	Institutions	0	0	0	0.00	0.00	0	0.00	
(d)	Qualified Foreign Investor	0	0	0	0.00	0.00	0	0.00	
(e)	Any Other (Specify)	0	0	0	0.00	0.00	0	0.00	
	<b>Sub-Total (A)(2)</b>	<b>0</b>	<b>0</b>	<b>0</b>	<b>0.00</b>	<b>0.00</b>	<b>0.00</b>	<b>0.00</b>	
	<b>Total Shareholding of Promoter and Promoter Group (A) = (A)(1) + (A)(2)</b>	<b>26</b>	<b>1334803120</b>	<b>1334803120</b>	<b>78.58</b>	<b>78.58</b>	<b>0</b>	<b>0.00</b>	
(B)	<b>Public shareholding</b>								
(1)	<b>Institutions</b>								
(a)	Mutual Funds/UTI	45	917091	917091	0.05	0.05	NA	NA	
(b)	Financial Institutions/Banks	17	1925498	1925498	0.11	0.11	NA	NA	
(c)	Central Government / State Government(s)	0	0	0	0.00	0.00	0	0.00	
(d)	Venture Capital Funds	0	0	0	0.00	0.00	0	0.00	
(e)	Insurance Companies	6	2365571	2365571	0.14	0.14	0	0.00	
(f)	Foreign Institutional Investors	376	282636581	282636581	16.64	16.64	0	0.00	
(g)	Foreign Venture Capital Investors	0	0	0	0.00	0.00	0	0.00	
(h)	Qualified Foreign Investor	0	0	0	0.00	0.00	0	0.00	
(i)	Any Other (Specify)	0	0	0	0.00	0.00	0	0.00	
	<b>Sub-Total (B)(1)</b>	<b>444</b>	<b>287844741</b>	<b>287844741</b>	<b>16.94</b>	<b>16.94</b>			




Category Code	Category of Shareholder	Number of shareholders	Total number of shares	Number of shares held in dematerialized form	Total shareholding as a percentage of total number of shares	As a Percentage of (A+B)1 (VI)	As a Percentage of (A+B+C) (VII)	Number of shares (VIII)	As a percentage (IX)=(VIII)/(IV)*100
(2)	Non-Institutions							NA	NA
(a)	Bodies Corporate	2397	14388395	14382345	0.85		0.85		
(b)	Individuals								
	i. Individual shareholders holding nominal share capital up to Rs.1 lakh.	452883	45154778	43128706	2.66		2.66		
	ii. Individual shareholders holding nominal share capital in excess of Rs.1 lakh	57	9003023	6268863	0.53		0.53		
(c)	Qualified Foreign Investor	0	0	0	0.00		0.00		
(d)	Any Other (Specify)								
	i) Non Resident Indians	4237	1621200	1613200	0.10		0.10		
	ii) Foreign Nationals	3	49600	17600	0.00		0.00		
	iii) TRUST	49	4241830	4241830	0.25		0.25		
	iv) Clearing Members	270	1612379	1612379	0.09		0.09		
	v) Overseas Corporate Bodies	2	11	11	0.00		0.00		
	Sub-Total B(2)	459898	76071216	71264934	4.48		4.48		
	Total PublicShareholding B=B(1)+B(2)	460342	363915957	359109675	21.42		21.42	NA	NA
	TOTAL (A+B)	460368	1698719077	1693912795	100.00		100.00		
(C)	Shares held by Custodians and against which Depository Receipts have been Issued	0	0	0	NA		0	NA	NA
(1)	Promoter and Promoter Group	0	0	0					
(2)	Public	0	0	0					
	GRAND TOTAL (A+B+C) :	460368	1698719077	1693912795	NA		100.00	0	0.00

NA - Not applicable




Sr. No.	(i)(b) Statement showing holding of Securities (including shares, warrants, convertible securities) of persons belonging to the category "Promoter and Promoter Group"	Details of shares held			Encumbered shares			Details of Warrants			Details of convertible securities		Total shares (including underlying shares assuming full conversion of warrants and convertible securities) as a % of diluted shares capital
		Name of the shareholder	No. of shares held	As a % of grand total (A)+(B)+©	Number	As a percentage (V)=(V)/(II)*100	As a % of grand total (A)+(B)+(C) of sub-clause (i)(a)	No. of Warrants held	As a % total number of warrants of the same class	Number of convertible securities held	As a % total number of securities of the same class		
		(ii)	(iii)	(iv)	(v)	(vi)	(vii)	(viii)	(ix)	(x)	(xi)	(xii)	
1	PANCHSHEEL INVESTMENT COMPANY		312110500	18.37	0	0	0	0	0	0	0	0	
2	SIDHANT HOUSING AND DEVELOPMENT COMPANY		237209700	13.96	0	0	0	0	0	0	0	0	
3	KOHINOOR REAL ESTATES COMPANY		95353400	5.61	0	0	0	0	0	0	0	0	
4	MADHUR HOUSING AND DEVELOPMENT COMPANY		93819600	5.52	0	0	0	0	0	0	0	0	
5	YASHIKA PROPERTIES AND DEVELOPMENT COMPANY		92080400	5.42	0	0	0	0	0	0	0	0	
6	MALLIKA HOUSING COMPANY LLP		90992000	5.36	0	0	0	0	0	0	0	0	
7	PREM TRADERS PRIVATE LIMITED		90059200	5.30	0	0	0	0	0	0	0	0	
8	VISHAL FOODS AND INVESTMENTS PRIVATE LIMITED		74769060	4.40	0	0	0	0	0	0	0	0	
9	RAISINA AGENCIES LLP		65889120	3.88	0	0	0	0	0	0	0	0	
10	JHANDEWALAN ANCILLARIES PRIVATE LIMITED		47388000	2.79	0	0	0	0	0	0	0	0	
11	DLF INVESTMENTS PRIVATE LIMITED		39154500	2.30	0	0	0	0	0	0	0	0	
12	RAJIV SINGH		16456320	0.97	0	0	0	0	0	0	0	0	
13	REALEST BUILDERS AND SERVICES PRIVATE LIMITED		14927680	0.88	0	0	0	0	0	0	0	0	
14	HARYANA ELECTRICAL UDYOG (P) LTD		14052400	0.83	0	0	0	0	0	0	0	0	
15	K P SINGH		10461000	0.62	0	0	0	0	0	0	0	0	
16	PIA SINGH		8138600	0.48	0	0	0	0	0	0	0	0	
17	KAVITA SINGH		7214080	0.42	0	0	0	0	0	0	0	0	
18	PARVATI ESTATES LLP		6380000	0.38	0	0	0	0	0	0	0	0	
19	UNIVERSAL MANAGEMENT AND SALES LLP		5455560	0.32	0	0	0	0	0	0	0	0	
20	INDIRA KUSHAL PAL SINGH		4034360	0.24	0	0	0	0	0	0	0	0	
21	MEGHA ESTATES PRIVATE LIMITED		3464600	0.20	0	0	0	0	0	0	0	0	
22	BIJAND CONSULTANTS AND INVESTMENTS PRIVATE LIMITE		2588000	0.15	0	0	0	0	0	0	0	0	
23	RENUKA TALWAR		1540000	0.09	0	0	0	0	0	0	0	0	
24	BEVERLY PARK OPERATION AND MAINTENANCE SERVICES LL		1099120	0.06	0	0	0	0	0	0	0	0	
25	RAJDAANI INVESTMENT AND AGENCIES PRIVATE LIMITED		97920	0.01	0	0	0	0	0	0	0	0	
26	PREM'S WILL TRUST (HELD BYMR.K.P.SINGH & RAJIV SINGH)		88000	0.01	0	0	0	0	0	0	0	0	
	<b>TOTAL :</b>		<b>1334803120</b>	<b>78.58</b>	<b>0</b>	<b>0.00</b>	<b>0.00</b>	<b>0</b>	<b>0.00</b>	<b>0</b>	<b>0.00</b>	<b>0</b>	



Sr. No.	Name of the shareholder	Number of shares held	Shares as a percentage of total number of shares (i.e., Grand Total (A)+(B)+(C) indicated in Statement at para (i)(a) above)	Details of warrants		Details of convertible		Total shares (including underlying shares assuming full conversion of warrants and convertible securities) as a % of diluted share capital
				Number of warrants	As a % total number of warrants of the same class	Number of convertible securities held	% w.r.t total number of convertible securities of the same class	
1	OPPENHEIMER DEVELOPING MARKETS FUND	50488185	2.97	0	0.00	0	0.00	0.00
2	JANUS OVERSEAS FUND.	33694605	1.98	0	0.00	0	0.00	0.00
3	GOVERNMENT OF SINGAPORE	24536296	1.44	0	0.00	0	0.00	0.00
	TOTAL :	108719086	6.40	0	0.00	0	0.00	0.00

(i)(c)(iii) Statement showing holding of securities (including shares, warrants, convertible securities) of persons (together with PAC) belonging to the category "public" and holding more than 5% of the total number of shares of the company

Sr. No.	Name(s) of the shareholder(s) and the Persons Acting in Concert (PAC) with them	Number of shares	Shares as a percentage of total number of shares (i.e., Grand Total (A)+(B)+(C) indicated in Statement at para (i)(a) above)	Details of warrants		Details of convertible		Total shares (including underlying shares assuming full conversion of warrants and convertible securities) as a % of diluted share capital
				Number of warrants	As a % total number of warrants of the same class	Number of convertible securities held	% w.r.t total number of convertible securities of the same class	
1		0	0	0	0	0	0	0
	TOTAL :	0	0	0	0	0	0	0
(i)(d)	Statement showing details of locked-in shares							
Sr.No.	NAME OF THE SHAREHOLDER	CATEGORY OF THE SHAREHOLDER (PROMOTER/PUBLIC)	Number of shares	Number of locked-in shares	Locked-in shares as a percentage of total number of shares (i.e., Grand Total (A)+(B)+(C) indicated in Statement at para (i)(a) above)	Nil	Nil	Nil
	TOTAL					Nil	Nil	Nil



(ii)(a) Statement showing details of Depository Receipts (DRs)					
Sr. No.	Type of outstanding DR (ADRs, GDRs, SDRs, etc.)	Number of outstanding DRs	Number of shares underlying outstanding DRs	Shares underlying outstanding DRs as a percentage of total number of shares (i.e., Grand Total (A)+(B)+(C) indicated in Statement at para (i) (a) above)	DRs as a percentage of total number of shares (i.e., Grand Total (A)+(B)+(C) indicated in Statement at para (i) (a) above)
1	Nil	Nil	Nil	Nil	Nil
	Total	Nil	Nil	Nil	Nil
(ii)(b) Statement showing holding of Depository Receipts (DRs), where underlying shares held by 'promoter/promoter group' are in excess of 1% of the total number of Shares					
Sr. No.	Name of the DR holder	Type of outstanding DR (ADRs, GDRs, SDRs etc.)	Number of shares underlying outstanding DRs	Shares underlying outstanding DRs as a percentage of total number of shares (i.e., Grand Total (A)+(B)+(C) indicated in Statement at para (i) (a) above)	DRs as a percentage of total number of shares (i.e., Grand Total (A)+(B)+(C) indicated in Statement at para (i) (a) above)
1	Nil	Nil	Nil	Nil	Nil
	Total	Nil	Nil	Nil	Nil



(III)(a) Statement showing the voting pattern of shareholders, if more than one class of shares/securities is issued by the issuer.

Category Code	Category of Shareholder	Number of Voting Rights held in each class of securities			Total Voting Rights (III+IV+V)	Total Voting rights i.e. (IV) As a percentage of (A+B) (VII)
		Class X (III)	Class Y (IV)	Class Z (V)		
(A)	PROMOTER AND PROMOTER GROUP					
(1)	INDIAN					
(a)	Individuals / Hindu Undivided Family					
(b)	Central Government /State Government(s)					
(c)	Bodies Corporate					
(d)	Financial Institutions / Banks					
(e)	Any Other					
	Sub-Total (A)(1)					
(2)	Foreign					
(a)	Individuals (Non-Resident Individuals/Foreign Individuals)					
(b)	Bodies Corporate					
(c)	Institutions					
(d)	Any Other (Specify)					
	Sub-Total (A)(2)					
	Total Shareholding of Promoter and Promoter Group (A) = (A)(1) + (A)(2)					
(B)	Public shareholding					
(1)	Institutions					
(a)	Mutual Funds/UTI					
(b)	Financial Institutions /Banks					
(c)	Central Government / State Government(s)					
(d)	Venture Capital Funds					
(e)	Insurance Companies					
(f)	Foreign Institutional Investors					
(g)	Foreign Venture Capital Investors					
(h)	Any Other (Specify)					
	Sub-Total (B)(1)					
(2)	Non-institutions					
(a)	Bodies Corporate					
(b)	Individuals					
	i. Individual shareholders holding nominal share capital up to Rs.1 lakh.					
	ii. Individual shareholders holding nominal share capital in excess of Rs.1 lakh					
(c)	Any Other (Specify)					
	Sub-Total B(2)					
	Total PublicShareholding B=B(1)+B(2)					
	TOTAL (A+B)					
(C)	Shares held by Custodians and against which Depository Receipts have been issued					
(1)	Promoter and Promoter Group					
(2)	Public					
	GRAND TOTAL (A+B+C) :					

