


(I)(a) Statement showing Shareholding Pattern in Clause 35 - As on 31.12.2012

Name of the Company : DLF LTD
Scrip Code : BSE-532868;NSE -DLF; Scrip Name : DLF; Class of Security - Equity
Quarter Ended: 31st December, 2012

Partly Paid-up Shares :-	Number of partly paid-up shares	As a % of total number of partly paid-up shares	As a % of total number of shares of the Company
Held by promoter/promoters group			
Held by public			
<b>Total</b>			
Outstanding convertible securities :-	Number of outstanding securities	As a % of total number of outstanding convertible securities	As a % of total number of shares of the Company, assuming full conversion of the convertible securities
Held by promoter/promoters group	0	0	0
Held by public	0	0	0
<b>Total</b>	0	0	0
Warrants :-	Number of warrants	As a % of total number of warrants	As a % of total number of shares of the Company, assuming full conversion of warrants
Held by promoter/promoters group	0	0	0
Held by public	0	0	0
<b>Total</b>	0	0	0
Total paid-up capital of the Company assuming full conversion of warrants and convertible securities	1698667506		



DLF LIMITED

(1) (a) Statement showing Shareholding Pattern

Name of the Company : DLF LIMITED  
 Scrip Code: BSE-532868; NSE-DLF  
 Quarter ended : AS ON 31.12.2012

Category Code	Category of Shareholder	Number of shareholders	Total number of shares	Number of shares held in dematerialized form	Total shareholding as a percentage of total number of shares		Shares pledged or otherwise encumbered	
					As a Percentage of (A+B1)	As a Percentage of (A+B+C)	Number of shares (VIII)	As a percentage (IX)=(VIII)/(IV)*100
(I)	(II)	(III)	(IV)	(V)	(VI)	(VII)	(VIII)	(IX)
(A)	PROMOTER AND PROMOTER GROUP							
(1)	INDIAN							
(a)	Individuals / Hindu Undivided Family	6	51881160	51881160	3.05	3.05	0	0.00
(b)	Central Government / State Government(s)	0	0	0	0.00	0.00	0	0.00
(c)	Bodies Corporate	19	1282833960	1282833960	75.52	75.52	0	0.00
(d)	Financial Institutions / Banks	0	0	0	0.00	0.00	0	0.00
(e)	Any Other - Promoter Trust	1	88000	88000	0.01	0.01	0	0.00
	Sub-Total (A)(1)	26	1334803120	1334803120	78.58	78.58	0	0.00
(2)	Foreign							
(a)	Individuals (Non-Resident Individuals/Foreign Individuals)	0	0	0	0.00	0.00	0	0.00
(b)	Bodies Corporate	0	0	0	0.00	0.00	0	0.00
(c)	Institutions	0	0	0	0.00	0.00	0	0.00
(d)	Qualified Foreign Investor	0	0	0	0.00	0.00	0	0.00
(e)	Any Other (Specify)	0	0	0	0.00	0.00	0	0.00
	Sub-Total (A)(2)	0	0	0	0.00	0.00	0	0.00
	Total Shareholding of Promoter and Promoter Group (A) = (A)(1) + (A)(2)	26	1334803120	1334803120	78.58	78.58	0	0.00
(B)	Public shareholding						NA	NA
(1)	Institutions						NA	NA
(a)	Mutual Funds/UTI	63	11766852	11766852	0.69	0.69		
(b)	Financial Institutions / Banks	21	2514179	2514179	0.15	0.15		
(c)	Central Government / State Government(s)	0	0	0	0.00	0.00		
(d)	Venture Capital Funds	6	2451210	2451210	0.14	0.14		
(e)	Insurance Companies	349	252672685	252672685	14.87	14.87		
(f)	Foreign Institutional Investors	0	0	0	0.00	0.00		
(g)	Foreign Venture Capital Investors	0	0	0	0.00	0.00		
(h)	Qualified Foreign Investor	0	0	0	0.00	0.00		
(i)	Any Other (Specify)	0	0	0	0.00	0.00		
	Sub-Total (B)(1)	439	269404926	269404926	15.86	15.86		
(2)	Non-institutions						NA	NA
(a)	Bodies Corporate	2884	26462552	26462552	1.56	1.56		
(b)	Individuals							
	i. Individual shareholders holding nominal share capital up to Rs.1 lakh.	489647	51153977	49076699	3.01	3.01		
	ii. Individual shareholding nominal share capital in excess of Rs.1 lakh	61	9275588	5714728	0.55	0.55		
		0	0	0	0.00	0.00		
(c)	Qualified Foreign Investor							
(d)	Any Other (Specify)							
	i) Non Resident Indians	4593	1839561	1831561	0.11	0.11		
	ii) Foreign Nationals	3	49600	17600	0.00	0.00		
	iii) TRUST	48	4254773	4254773	0.25	0.25		
	iv) Clearing Members	434	1423398	1423398	0.08	0.08		
	v) Overseas Corporate Bodies	2	11	11	0.00	0.00		
	Sub-Total B(2)	497472	94459460	88775272	5.56	5.56		
	Total PublicShareholding B=B(1)+B(2)	497911	363864386	358180198	21.42	21.42	NA	NA
	TOTAL (A+B)	497937	1698667506	1692983318	100.00	100.00		
(C)	Shares held by Custodians and against which Depository Receipts have been issued						0	NA
(1)	Promoter and Promoter Group	0	0	0				
(2)	Public	0	0	0				
	GRAND TOTAL (A+B+C)	497937	1698667506	1692983318	NA	NA	100.00	0


NA - Not applicable

Statement showing holding of Securities (including shares, warrants, convertible securities) of persons belonging to the category "Promoter and Promoter Group"

Name of the shareholder	Details of shares held		Encumbered shares			Details of Warrants		Details of convertible securities		Total shares (including underlying shares assuming full conversion of warrants and
	No. of shares held	As a % of grand total (A)+(B)+D	Number	As a percentage	As a % of grand total (A)+(B)+(C) of sub-clause (i)(a)	No. of Warrants held	As a % total number of warrants of the same class	Number of convertible securities held	As a % total number of convertible securities of the same class	
(i)	(ii)	(iv)	(v)	(vi)=(v)/(ii)*100	(vii)	(viii)	(ix)	(x)	(xi)	(xii)
1 PANCHSHEEL INVESTMENT COMPANY	312110500	18.37	0	0	0	0	0	0	0	0
2 SIDHANT HOUSING AND DEVELOPMENT COMPANY	235340000	13.85	0	0	0	0	0	0	0	0
3 KOHINOOR REAL ESTATES COMPANY	94673500	5.57	0	0	0	0	0	0	0	0
4 MADHUR HOUSING AND DEVELOPMENT COMPANY	93139700	5.48	0	0	0	0	0	0	0	0
5 YASHIKA PROPERTIES AND DEVELOPMENT COMPANY	92080400	5.42	0	0	0	0	0	0	0	0
6 MALLIKA HOUSING COMPANY	90992000	5.36	0	0	0	0	0	0	0	0
7 PREM TRADERS AND INVESTMENTS PRIVATE LIMITED	90059200	5.30	0	0	0	0	0	0	0	0
8 VISHAL FOODS AND INVESTMENTS PRIVATE LIMITED	74216660	4.37	0	0	0	0	0	0	0	0
9 RAISINA AGENCIES PRIVATE LIMITED	65889120	3.88	0	0	0	0	0	0	0	0
0 JHANDEWALAN ANCILLARIES AND INVESTMENTS PRIVATE LI	47388000	2.79	0	0	0	0	0	0	0	0
1 DLF INVESTMENTS PRIVATE LIMITED	38899600	2.29	0	0	0	0	0	0	0	0
2 RAJIV SINGH	16456320	0.97	0	0	0	0	0	0	0	0
3 REALEST BUILDERS AND SERVICES PRIVATE LIMITED	14927680	0.88	0	0	0	0	0	0	0	0
4 HARYANA ELECTRICAL UDYOG (P) LTD	14052400	0.83	0	0	0	0	0	0	0	0
5 PIA SINGH	12388200	0.73	0	0	0	0	0	0	0	0
6 K P	10461000	0.62	0	0	0	0	0	0	0	0
7 KA NGH	7001280	0.41	0	0	0	0	0	0	0	0
8 PARVATI ESTATES PRIVATE LTD	6380000	0.38	0	0	0	0	0	0	0	0
9 UNIVERSAL MANAGEMENT AND SALES PRIVATE LIMITE	5455560	0.32	0	0	0	0	0	0	0	0
0 INDIRA KUSHAL PAL SINGH	4034360	0.24	0	0	0	0	0	0	0	0
1 MEGHA ESTATES PRIVATE LIMITED	3464600	0.20	0	0	0	0	0	0	0	0
2 BULAND CONSULTANTS AND INVESTMENTS PRIVATE LIMITED	2568000	0.15	0	0	0	0	0	0	0	0
3 RENUKA TALWAR	1540000	0.09	0	0	0	0	0	0	0	0
4 BEVERLY PARK OPERATION AND MAINTENANCE SERVICES PV	1099120	0.06	0	0	0	0	0	0	0	0
5 RAJDHANI INVESTMENT AND AGENCIES PRIVATE LIMITED	97920	0.01	0	0	0	0	0	0	0	0
6 PREM'S WILL TRUST (HELD BYMR.K.P.SINGH & RAJIV SINGH)	88000	0.01	0	0	0	0	0	0	0	0
TOTAL :	1334803120	78.58	0	0.00	0.00	0	0.00	0	0.00	0.00


Statement showing holding of securities (including shares, warrants, convertible securities) of persons belonging to the category "Public" and holding more than 1% of the total number of shares

Name of the shareholder	Number of shares held	Shares as a percentage of total number of shares [i.e., Grand Total (A)+(B)+(C) indicated in Statement at para (i)(a) above]	Details of warrants		Details of convertible securities		Total shares (including underlying shares assuming full conversion of warrants and convertible securities) as a % of diluted share capital
			Number of warrants	As a % total number of warrants of the same class	Number of convertible securities held	% w.r.t total number of convertible securities of the same class	
1 JANUS OVERSEAS FUND.	42217655	2.49	0	0.00	0	0.00	0.00
2 GOVERNMENT OF SINGAPORE	25198296	1.48	0	0.00	0	0.00	0.00
TOTAL :	67415951	3.97	0	0.00	0	0.00	0.00



(III)(a) Statement showing the voting pattern of shareholders, if more than one class of shares/securities is issued by the issuer.

Category Code	Category of Shareholder	Number of Voting Rights held in each class of securities			Total Voting Rights (III+IV+V)	Total Voting rights i.e. (IV) As a percentage of (A+B) (VII)
		Class X (III)	Class Y (IV)	Class Z (V)		
(A)	PROMOTER AND PROMOTER GROUP					
(1)	INDIAN					
(a)	Individuals / Hindu Undivided Family					
(b)	Central Government / State Government(s)					
(c)	Bodies Corporate					
(d)	Financial Institutions / Banks					
(e)	Any Other					
	Sub-Total (A)(1)					
(2)	Foreign					
(a)	Individuals (Non-Resident Individuals/Foreign Individuals)					
(b)	Bodies Corporate					
(c)	Institutions					
(d)	Any Other (Specify)					
	Sub-Total (A)(2)					
	Total Shareholding of Promoter and Promoter Group (A) = (A)(1) + (A)(2)					
(B)	Public shareholding					
(1)	Institutions					
(a)	Mutual Funds/UTI					
(b)	Financial Institutions / Banks					
(c)	Central Government / State Government(s)					
(d)	Venture Capital Funds					
(e)	Insurance Companies					
(f)	Foreign Institutional Investors					
(g)	Foreign Venture Capital Investors					
(h)	Any Other (Specify)					
	Sub-Total (B)(1)					
(2)	Non-Institutions					
(a)	Bodies Corporate					
(b)	Individuals					
	I. Individual shareholders holding nominal share capital up to Rs.1 lakh.					
	II. Individual shareholding nominal share capital in excess of Rs.1 lakh					
(c)	Any Other (Specify)					
	Sub-Total (B)(2)					
	Total Public Shareholding B=B(1)+B(2)					
	TOTAL (A+B)					
(C)	Shares held by Custodians and against which Depository Receipts have been issued					
(1)	Promoter and Promoter Group					
(2)	Public					
	GRAND TOTAL (A+B+C) :					



(f)(c)(ii) Statement showing holding of securities (including shares, warrants, convertible securities) of persons (together with PAC) belonging to the category "public" and holding more than 5% of the total number of shares of the company

Sr. No.	Name(s) of the shareholder(s) and the Persons Acting in Concert (PAC) with them	Number of shares	Shares as a percentage of total number of shares (i.e., Grand Total (A)+(B)+(C) Indicated in Statement at para (f)(a) above)	Details of warrants		Details of convertible securities		Total shares (including underlying shares assuming full conversion of warrants and convertible securities) as a % of diluted share
				Number of warrants held	As a % total number of warrants of the same class	Number of convertible securities held	% w.r.t total number of convertible securities of the same class	
1		0	0	0	0	0	0	0
TOTAL :		0	0	0	0	0	0	0

(f)(d) Statement showing details of locked-in shares

Sr.No.	NAME OF THE SHAREHOLDER	CATEGORY OF THE SHAREHOLDER (PROMOTER/PUBLIC)	Number of locked-in shares	Locked-in shares as a percentage of total number of shares (i.e., Grand Total (A)+(B)+(C) Indicated in Statement at para (f)(a) above)
			NIL	NIL
TOTAL			NIL	NIL

(f)(a) Statement showing details of Depository Receipts (DRs)

Sr. No.	Type of outstanding DR (ADRs, GDRs, SDRs, etc.)	Number of outstanding DRs	Number of shares underlying outstanding DRs	Shares underlying outstanding DRs as a percentage of total number of shares (i.e., Grand Total (A)+(B)+(C) Indicated in Statement at para (f)(a) above)
1	NIL	NIL	NIL	NIL
Total		NIL	NIL	NIL

(f)(b) Statement showing holding of Depository Receipts (DRs), where underlying shares held by 'promoter/promoter group' are in excess of 1% of the total number of shares

Sr. No.	Name of the DR holder	Type of outstanding DR (ADRs, GDRs, SDRs etc.)	Number of shares underlying outstanding DRs	Shares underlying outstanding DRs as a percentage of total number of shares (i.e., Grand Total (A)+(B)+(C) Indicated in Statement at para (f)(a) above)
1		NIL	NIL	NIL
Total		NIL	NIL	NIL

