

Format of Holding of Specified securities

1. Name of Listed Entity: DLF LIMITED
2. Scrip Code/Name of Scrip/Class of Security: 532868, DLF, EQUITY SHARES
3. Share Holding Pattern Filed under: Reg. 31(1)(a)/Reg. 31(1)(b)/Reg. 31(1)(c)
 - a. if under 31(1)(b) then indicate the report for quarter ending 30/06/2016
 - b. if under 31(1)(c) then indicate date of allotment/extinguishment

4. Declaration : The Listed entity is required to submit the following declaration to the extent of submission of information:

Particulars	YES*	NO*
a. Whether the Listed Entity has issued any partly paid up shares		✓
b. Whether the Listed Entity has issued any Convertible Securities or Warrants?		✓
c. Whether the Listed Entity has any shares against which depository receipts are issued?		✓
d. Whether the Listed Entity has any shares in locked-in?		✓
e. Whether any shares held by promoters are pledge or otherwise encumbered?		✓

*if the Listed Entity selects the option 'NO' for the questions above, the columns for the partly paid up shares, Outstanding Convertible Securities/Warrants, depository receipts, locked-in shares, No of shares pledged or otherwise encumbered by promoters, as applicable, shall not be displayed at the time of dissemination on the Stock Exchange website. Also wherever there is 'No' declared by Listed entity in above table the values will be considered as 'Zero' by default on submission of the format of holding of specified securities.

5. The tabular format for disclosure of holding of specified securities is as follows:



Table 1 - Summary Statement holding of specified securities

Category	Category of Shareholder	No of Shareholders	No of fully paid up equity shares held	No of Partly paid-up equity shares held	No of Shares Underlying Depository	Total No of Shares Held (IV)+(V)+(VI)	Shareholding as a % of total no of shares (As a % of	Number of Voting Rights held in each class of securities			No of Shares Underlying Outstanding convertible	Shareholding as a % assuming full conversion of convertible	Number of Locked in Shares		Number of Shares pledged or otherwise encumbered	Number of equity Shares held in dematerialized
								No of Voting Rights	Class X	Class Y			Total	No.		
(I)	(II)	(III)	(IV)	(V)	(VI)	(VII)	(VIII)	(IX)	(X)	(XI)	(XII)	(XIII)	(XIV)			
(A)	Promoter & Promoter Group	26	1337103120	0	0	1337103120	74.95	0	0	0	0	0	0	0	1337103120	
(B)	Public	396488	446798570	0	0	446798570	25.05	0	0	0	0	0	0	0	446798570	
(C)	Non Promoter-Non Public	0	0	0	0	0	0	0	0	0	0	0	0	0	0	
(CF)	Shares underlying DRs	0	0	0	0	0	0	0	0	0	0	0	0	0	0	
(CF)	Shares held by Employees Trusts	0	0	0	0	0	0	0	0	0	0	0	0	0	0	
	Total	396514	1783901690	0	0	1783901690	100.00	0	0	100.00	0	0	0	0	1780185155	




Table II - Statement showing shareholding pattern of the Promoter and Promoter Group

Category	PAN	(i)	(ii)	(iii)	(iv)	(v)	(vi)	(vii)	(viii)	Number of Voting Rights held in each class of securities			(x)	Shareholding as a % assuming full conversion of Securities (as a convertible diluted share capital) [(vii)+(x)] As a % of (A+B+C2)		Number of Locked In Shares	Number of Shares pledged or otherwise encumbered	Number of equity shares held in dematerialized form
										Class X	Class Y	Total		No.	As a % of total			
(1)																		
(a)	Indian Individuals/Hindu undivided Family																	
	AAAP564361	6	63338260	0	0	63338260	3.55	63338260	3.55	0	0	63338260	0	0.00	0.00	0	0.00	63338260
	AAAPS4732L	1	21332500	0	0	21332500	1.20	21332500	1.20	0	0	21332500	0	0.00	0.00	0	0.00	21332500
	AAAY52354K	1	1540000	0	0	1540000	0.09	1540000	0.09	0	0	1540000	0	0.00	0.00	0	0.00	1540000
	ABIP56664P	1	4034360	0	0	4034360	0.23	4034360	0.23	0	0	4034360	0	0.00	0.00	0	0.00	4034360
	K.P.SINGH	1	10461000	0	0	10461000	0.59	10461000	0.59	0	0	10461000	0	0.00	0.00	0	0.00	10461000
	RAJIV SINGH	1	16456320	0	0	16456320	0.92	16456320	0.92	0	0	16456320	0	0.00	0.00	0	0.00	16456320
	KAVITA SINGH	1	9514080	0	0	9514080	0.53	9514080	0.53	0	0	9514080	0	0.00	0.00	0	0.00	9514080
(b)	Central Government/State Government(s)																	
(c)	Financial Institutions/Banks																	
(d)	Any Other																	
	AAACD4087H	20	1273764860	0	0	1273764860	71.40	1273764860	71.40	0	0	1273764860	0	0.00	0.00	0	0.00	1273764860
	AAAC44300D	1	39154500	0	0	39154500	2.19	39154500	2.19	0	0	39154500	0	0.00	0.00	0	0.00	39154500
	HARIYANA ELECTRICAL UDYOGE (P) LTD	1	14052400	0	0	14052400	0.79	14052400	0.79	0	0	14052400	0	0.00	0.00	0	0.00	14052400
	KOHINOOR REAL ESTATES COMPANY	1	95353400	0	0	95353400	5.35	95353400	5.35	0	0	95353400	0	0.00	0.00	0	0.00	95353400
	MADHUR HOUSING AND DEVELOPMENT COMPANY	1	93819600	0	0	93819600	5.26	93819600	5.26	0	0	93819600	0	0.00	0.00	0	0.00	93819600
	MEGHA ESTATES PRIVATE LIMITED	1	3464600	0	0	3464600	0.19	3464600	0.19	0	0	3464600	0	0.00	0.00	0	0.00	3464600
	AAACR6938R	1	312110500	0	0	312110500	17.50	312110500	17.50	0	0	312110500	0	0.00	0.00	0	0.00	312110500
	AAACR326F	1	97920	0	0	97920	0.01	97920	0.01	0	0	97920	0	0.00	0.00	0	0.00	97920
	AAACR0115K	1	237209700	0	0	237209700	13.30	237209700	13.30	0	0	237209700	0	0.00	0.00	0	0.00	237209700
	AAACV8888Q	1	92080400	0	0	92080400	5.16	92080400	5.16	0	0	92080400	0	0.00	0.00	0	0.00	92080400
	AAACV2706P	1	2568000	0	0	2568000	0.14	2568000	0.14	0	0	2568000	0	0.00	0.00	0	0.00	2568000
	AACB4120B	1	14927680	0	0	14927680	0.84	14927680	0.84	0	0	14927680	0	0.00	0.00	0	0.00	14927680
	AACCR757Q	1	5455560	0	0	5455560	0.31	5455560	0.31	0	0	5455560	0	0.00	0.00	0	0.00	5455560
	AAJF4425D	1	47388000	0	0	47388000	2.66	47388000	2.66	0	0	47388000	0	0.00	0.00	0	0.00	47388000
	AAJF4652K	1	1099120	0	0	1099120	0.06	1099120	0.06	0	0	1099120	0	0.00	0.00	0	0.00	1099120
	AAMF82390L	1	6380000	0	0	6380000	0.36	6380000	0.36	0	0	6380000	0	0.00	0.00	0	0.00	6380000
	AAOF2370A	1	90059200	0	0	90059200	5.05	90059200	5.05	0	0	90059200	0	0.00	0.00	0	0.00	90059200
	AAOF7149R	1	65889120	0	0	65889120	3.69	65889120	3.69	0	0	65889120	0	0.00	0.00	0	0.00	65889120
	AAFR8111N	1	77798100	0	0	77798100	4.36	77798100	4.36	0	0	77798100	0	0.00	0.00	0	0.00	77798100
	AAWFM0434C	1	88000	0	0	88000	0.00	88000	0.00	0	0	88000	0	0.00	0.00	0	0.00	88000
	PREM'S WILL TRUST (HELD BY MR. K.P. SINGH AND MR. RAJIV SINGH)	26	1337103120	0	0	1337103120	74.95	1337103120	74.95	0	0	1337103120	0	0.00	0.00	0	0.00	1337103120
	Sub-Total (A1)																	
(2)	Foreign																	
(a)	Individuals (Non-Resident Individuals)/Foreign Individuals																	
(b)	Government																	
(c)	Institutions																	
(d)	Foreign Portfolio Investor																	
(e)	Any Other																	
	Sub-Total (A2)																	
	Total Shareholding of Promoter and Promoter Group (A)=(A1)+(A2)																	
		26	1337103120	0	0	1337103120	74.95	1337103120	74.95	0	0	1337103120	0	0.00	0.00	0	0.00	1337103120



Table III - Statement showing shareholding pattern of the Public shareholder

Category	Category & Name of the Shareholder	PAN	No of Shareholders	No of fully paid up equity shares held	No of Partly paid-up equity shares held	No of Shares Underlying Depository Receipts	Total No of Shares Held (I+V+VI)	Sharehold- ing as a % of total no of shares (A+B+C)	Number of Voting Rights held in each class of securities			No of Shares Outstanding convertible securities (including Warrants)	% assuming full conversion of convertible Securities (as a percentage of diluted share capital)	Number of Locked in Shares	As a % of total Shares	No. of Shares pledged or otherwise encumbered	As a % of total Shares held	Number of equity shares held in dematerialized form
									Class X	Class Y	Total							
	(i)	(ii)	(iii)	(iv)	(v)	(vi)	(vii)	(viii)	(ix)	(x)	(xi)	(xii)	(xiii)	(xiv)	(xv)	(xvi)	(xvii)	
(1)	Institutions																	
(a)	Mutual Funds		48	23064926	0	0	23064926	1.29	0	0	0	0	0	0	0	0	0	23064926
(b)	Venture Capital Funds		0	0	0	0	0	0.00	0	0	0	0	0	0	0	0	0	0
(c)	Alternate Investment Funds		0	0	0	0	0	0.00	0	0	0	0	0	0	0	0	0	0
(d)	Foreign Venture Capital Investors		0	0	0	0	0	0.00	0	0	0	0	0	0	0	0	0	0
(e)	Foreign Portfolio Investors		151	297437378	0	0	297437378	16.67	0	0	0	0	0	0	0	0	0	297437378
(f)	AAACCI/225C		1	69879446	0	0	69879446	3.92	0	0	0	0	0	0	0	0	0	69879446
(g)	GOVERNMENT OF SINGAPORE		1	67987184	0	0	67987184	3.81	0	0	0	0	0	0	0	0	0	67987184
(h)	AAAI/GO594R		13	2479815	0	0	2479815	0.14	0	0	0	0	0	0	0	0	0	2479815
(i)	Financial Institutions/Banks		6	2487371	0	0	2487371	0.14	0	0	0	0	0	0	0	0	0	2487371
(j)	Insurance Companies		0	0	0	0	0	0.00	0	0	0	0	0	0	0	0	0	0
(k)	Provident Funds/Pension Funds		0	0	0	0	0	0.00	0	0	0	0	0	0	0	0	0	0
(l)	Any Other		2	11	0	0	11	0.00	0	0	0	0	0	0	0	0	0	11
(m)	OVERSEAS CORPORATE BODIES		220	325469501	0	0	325469501	18.24	0	0	0	0	0	0	0	0	0	325469501
(n)	Central Government/State Government(s)/President of India		0	0	0	0	0	0.00	0	0	0	0	0	0	0	0	0	0
(o)	Sub Total (B)(1)		0	0	0	0	0	0.00	0	0	0	0	0	0	0	0	0	0
(p)	Non-institutions		398475	60031009	0	0	60031009	3.37	0	0	0	0	0	0	0	0	0	60031009
(q)	Individual shareholders holding nominal share capital up to Rs.2 lakhs		54	30041395	0	0	30041395	1.68	0	0	0	0	0	0	0	0	0	30041395
(r)	Individual shareholders holding nominal share capital in excess of Rs. 2 Lakhs		9	12928	0	0	12928	0.00	0	0	0	0	0	0	0	0	0	12928
(s)	NBFCs Registered with RBI		0	0	0	0	0	0.00	0	0	0	0	0	0	0	0	0	0
(t)	Employee Trusts		0	0	0	0	0	0.00	0	0	0	0	0	0	0	0	0	0
(u)	Overseas Depositories (Holding DRs)(Balancing figure)		0	0	0	0	0	0.00	0	0	0	0	0	0	0	0	0	0
(v)	All Other		732	8087856	0	0	8087856	0.45	0	0	0	0	0	0	0	0	0	8087856
(w)	CLEARUS MEMBERS		3	49600	0	0	49600	0.00	0	0	0	0	0	0	0	0	0	49600
(x)	FOREIGN NATIONALS		2009	18760397	0	0	18760397	1.05	0	0	0	0	0	0	0	0	0	18760397
(y)	BODIES CORPORATES		3947	2706577	0	0	2706577	0.15	0	0	0	0	0	0	0	0	0	2706577
(z)	NON RESIDENT INDIANS		39	1639307	0	0	1639307	0.09	0	0	0	0	0	0	0	0	0	1639307
(aa)	TRUSTS		396268	121329069	0	0	121329069	6.80	0	0	0	0	0	0	0	0	0	121329069
(ab)	Sub Total (B)(3)		396488	446798570	0	0	446798570	25.05	0	0	0	0	0	0	0	0	0	446798570
(ac)	Total Public Shareholding (B) = (B)(1)+(B)(2)+(B)(3)																	





Table IV - Statement showing shareholding pattern of the Non Promoter - Non Public Shareholder

Category	Category & Name of the Shareholder	PAN	No of Shareholders	No of fully paid up equity shares held	No of Partly paid-up equity shares held	No of Shares Underlying Depository Receipts	Total No of Shares Held (IV+V+VI)	Shareholdng as a % of total no of shares (A+B+C2)	Number of Voting Rights held in each class of securities			No of Shares Underlying convertible securities (including Warrants)	Shareholding as a % assuming full conversion of convertible Securities (as a percentage of diluted share capital)	Number of Locked in Shares	Number of Shares pledged or otherwise encumbered	Number of equity Shares held in dematerialized form
									Class X	Class Y	Total					
			(III)	(IV)	(V)	(VI)	(VII)	(VIII)			(IX)	(X)	(XI)	(XII)	(XIII)	(XIV)
(1)	Custodian/DR Holder		0	0	0	0	0	0.00	0	0	0	0	0.00	0	0	0
(2)	Employee Benefit Trust (under SEBI/Share based Employee Benefit) Regulations, 2014)		0	0	0	0	0	0.00	0	0	0	0	0.00	0	0	0
	Total Non-Promoter-Non Public Shareholding (C)		0	0	0	0	0	0.00	0	0	0	0	0.00	0	0.00	0



Details of Shares which remain unclaimed held in unclaimed suspense account(s)

No of Shareholders	No. of shares
242	3,76,993

