

## (a) Statement showing Shareholding Pattern


Name of the Company: DLF LIMITED

CISRP Code: BSE-522868; NSE-DLF

Quarter ended: AS ON 30.09.2012

Category Code	Category of Shareholder	Number of shareholders	Total number of shares	Number of shares held in dematerialized form	Total shareholding as a percentage of total number of shares		Shares pledged or otherwise encumbered	
					As a Percentage of (A+B)1 (VI)	As a Percentage of (A+B+C) (VII)	Number of shares (VIII)	As a percentage (IX)=(VIII)/(VI)*100
(I)	(II)	(III)	(IV)	(V)	(VI)	(VII)	(VIII)	(IX)
	<b>PROMOTER AND PROMOTER GROUP</b>							
	<b>INDIAN</b>							
	Individuals / Hindu Undivided Family	6	62314760	62314760	3.67	3.67	0	0.00
	Central Government / State Government(s)	0	0	0	0.00	0.00	0	0.00
	Bodies Corporate	19	1272400360	1272400360	74.91	74.91	0	0.00
	Financial Institutions / Banks	0	0	0	0.00	0.00	0	0.00
	Any Other - Promoter Trust	1	88000	88000	0.01	0.01	0	0.00
	<b>Sub-Total (A)(1)</b>	<b>26</b>	<b>1334803120</b>	<b>1334803120</b>	<b>78.58</b>	<b>78.58</b>	<b>0</b>	<b>0.00</b>
	<b>Foreign</b>							
	Individuals (Non-Resident Individuals/Foreign Individuals)	0	0	0	0.00	0.00	0	0.00
	Bodies Corporate	0	0	0	0.00	0.00	0	0.00
	Institutions	0	0	0	0.00	0.00	0	0.00
	Qualified Foreign Investor	0	0	0	0.00	0.00	0	0.00
	Any Other (Specify)	0	0	0	0.00	0.00	0	0.00
	<b>Sub-Total (A)(2)</b>	<b>0</b>	<b>0</b>	<b>0</b>	<b>0.00</b>	<b>0.00</b>	<b>0.00</b>	<b>0.00</b>
	<b>Total Shareholding of Promoter and Promoter Group (A) = (A)(1) + (A)(2)</b>	<b>26</b>	<b>1334803120</b>	<b>1334803120</b>	<b>78.58</b>	<b>78.58</b>	<b>0</b>	<b>0.00</b>
	<b>Public shareholding</b>						NA	NA
	<b>Institutions</b>						NA	NA
	Mutual Funds/UTI	43	4665809	4668809	0.27	0.27		
	Financial Institutions / Banks	16	1607326	1607326	0.09	0.09		
	Central Government / State Government(s)	0	0	0	0.00	0.00		
	Venture Capital Funds	0	0	0	0.00	0.00		
	Insurance Companies	5	2065571	2065571	0.12	0.12		
	Foreign Institutional Investors	347	269542910	269542910	15.87	15.87		
	Foreign Venture Capital Investors	0	0	0	0.00	0.00		
	Qualified Foreign Investor	0	0	0	0.00	0.00		
	Any Other (Specify)	0	0	0	0.00	0.00		
	<b>Sub-Total (B)(1)</b>	<b>411</b>	<b>277884616</b>	<b>277884616</b>	<b>16.36</b>	<b>16.36</b>		
	<b>Non-Institutions</b>						NA	NA
	Bodies Corporate	2450	19069953	19063903	1.12	1.12		
	Individuals							
	i. Individual shareholders holding nominal share capital up to Rs.1 lakh.	488655	49340791	47217469	2.90	2.90		
	ii. Individual shareholding nominal share capital in excess of Rs.1 lakh	89	8962161	5303201	0.53	0.53		
	Qualified Foreign Investor	0	0	0	0.00	0.00		
	Any Other (Specify)							
	i) Non Resident Indians	4597	2076330	2068330	0.12	0.12		
	ii) Foreign Nationals	3	49600	17600	0.00	0.00		
	iii) TRUST	47	4252043	4252043	0.25	0.25		
	iv) Clearing Members	452	2105304	2105304	0.12	0.12		
	v) Overseas Corporate Bodies	2	11	11	0.00	0.00		
	<b>Sub-Total (B)(2)</b>	<b>496265</b>	<b>35876193</b>	<b>30027861</b>	<b>5.06</b>	<b>5.06</b>		
	<b>Total Public Shareholding B=B(1)+B(2)</b>	<b>496676</b>	<b>363760809</b>	<b>357912477</b>	<b>21.42</b>	<b>21.42</b>	NA	NA
	<b>TOTAL (A+B)</b>	<b>496702</b>	<b>1698563929</b>	<b>1692715597</b>	<b>100.00</b>	<b>100.00</b>		
	Shares held by Custodians and against which Depository Receipts have been issued	0	0	0	NA		0	NA
	Promoter and Promoter Group	0	0	0				
	Public	0	0	0				
	<b>GRAND TOTAL (A+B+C)</b>	<b>496702</b>	<b>1698563929</b>	<b>1692715597</b>	NA		100.00	0

NA - Not applicable






(I)(b)

Statement showing holding of Securities (including shares, warrants, convertible securities) of persons belonging to the category "Promoter and Promoter Group"

Sr. No.	Name of the shareholder	Details of shares held		Encumbered shares			Details of Warrants		Details of convertible securities		Total shares (including underlying shares assuming full conversion of warrants and securities)
		No. of shares held	As a % of grand total (A)+(B)+⊕	Number	As a percentage	As a % of grand total (A)+(B)+(c) of sub-clause (I)(a)	No. of Warrants held	As a % total number of warrants of the same class	Number of convertible securities held	As a % total number of convertible securities of the same class	
(I)	(II)	(III)	(IV)	(V)	(VI)=(V)/(III)*100	(VII)	(VIII)	(IX)	(X)	(XI)	(XII)
1	PANCHSHEEL INVESTMENT COMPANY	306759200	18.06	0	0	0	0	0	0	0	0
2	SIDHANT HOUSING AND DEVELOPMENT COMPANY	235340000	13.88	0	0	0	0	0	0	0	0
3	KOHINOOR REAL ESTATES COMPANY	93446600	5.50	0	0	0	0	0	0	0	0
4	MADHUR HOUSING AND DEVELOPMENT COMPANY	91823200	5.41	0	0	0	0	0	0	0	0
5	YASHIKA PROPERTIES AND DEVELOPMENT COMPANY	91274400	5.37	0	0	0	0	0	0	0	0
6	MALLIKA HOUSING COMPANY	90992000	5.36	0	0	0	0	0	0	0	0
7	PREM TRADERS AND INVESTMENTS PRIVATE LIMITED	90059200	5.30	0	0	0	0	0	0	0	0
8	VISHAL FOODS AND INVESTMENTS PRIVATE LIMITED	73587360	4.33	0	0	0	0	0	0	0	0
9	RAISINA AGENCIES AND INVESTMENTS PRIVATE LIMITED	65889120	3.88	0	0	0	0	0	0	0	0
10	JHANDEWALAN ANCILLARIES AND INVESTMENTS PRIVATE LI	47380000	2.79	0	0	0	0	0	0	0	0
11	DLF INVESTMENTS PRIVATE LIMITED	38552600	2.27	0	0	0	0	0	0	0	0
12	PIA SINGH	22821800	1.34	0	0	0	0	0	0	0	0
13	RAJIV SINGH	16456320	0.97	0	0	0	0	0	0	0	0
14	REALEST BUILDERS AND SERVICES PRIVATE LIMITED	14697080	0.87	0	0	0	0	0	0	0	0
15	HARYANA ELECTRICAL UDYOG (P) LTD	13777000	0.81	0	0	0	0	0	0	0	0
16	K P SINGH	10461000	0.62	0	0	0	0	0	0	0	0
17	KAVITA SINGH	7001280	0.41	0	0	0	0	0	0	0	0
18	PARVATI ESTATES PRIVATE LTD	6380000	0.38	0	0	0	0	0	0	0	0
19	UNIVERSAL MANAGEMENT AND SALES PRIVATE LIMITE	5455580	0.32	0	0	0	0	0	0	0	0
20	INDIRA KUSHAL PAL SINGH	4034360	0.24	0	0	0	0	0	0	0	0
21	MEGHA ESTATES PRIVATE LIMITED	3234000	0.19	0	0	0	0	0	0	0	0
22	BULAND CONSULTANTS AND INVESTMENTS PRIVATE LIMITED	2568000	0.15	0	0	0	0	0	0	0	0
23	RENUKA TALWAR	1540000	0.09	0	0	0	0	0	0	0	0
24	BEVERLY PARK OPERATION AND MAINTENANCE SERVICES PV	1099120	0.06	0	0	0	0	0	0	0	0
25	RAJDHANI INVESTMENT AND AGENCIES PRIVATE LIMITED	97920	0.01	0	0	0	0	0	0	0	0
26	K P SINGH	88000	0.01	0	0	0	0	0	0	0	0
	TOTAL :	1334803120	78.58	0	0.00	0.00	0	0.00	0	0.00	0.00

(I)(c)(i) Statement showing holding of securities (including shares, warrants, convertible securities) of persons belonging to the category "Public" and holding more than 1% of the total number of shares

Sr. No.	Name of the shareholder	Number of shares held	Shares as a percentage of total number of shares (i.e., Grand Total (A)+(B)+(C) Indicated in Statement at para (I)(a) above)	Details of warrants		Details of convertible securities		Total shares (including underlying shares assuming full conversion of warrants and convertible securities) as a % of diluted share capital
				Number of warrants	As a % total number of warrants of the same class	Number of convertible securities held	% w.r.t total number of convertible securities of the same class	
1	JANUS OVERSEAS FUND.	42217655	2.49	0	0.00	0	0.00	0.00
2	GOVERNMENT OF SINGAPORE	25198296	1.48	0	0.00	0	0.00	0.00
	TOTAL :	67415951	3.97	0	0.00	0	0.00	0.00





(ii)(ii)

Statement showing holding of securities (including shares, warrants, convertible securities) of persons (together with PAC) belonging to the category "public" and holding more than 5% of the total number of shares of the company

Sr. No.	Name(s) of the shareholder(s) and the Persons Acting in Concert (PAC) with them	Number of shares	Shares as a percentage of total number of shares (i.e., Grand Total (A)+(B)+(C) Indicated in Statement at para (i)(a) above)	Details of warrants		Details of convertible securities		Total shares (including underlying shares assuming full conversion of warrants and convertible securities) as a % of diluted share
				Number of warrants held	As a % total number of warrants of the same class	Number of convertible securities held	% w.r.t total number of convertible securities of the same class	
1		0	0	0	0	0	0	0
	TOTAL :	0	0	0	0	0	0	0

## (ii)(d) Statement showing details of locked-in shares

Sr.No.	NAME OF THE SHAREHOLDER	CATEGORY OF THE SHAREHOLDER (PROMOTER/PUBLIC)	Number of locked-in shares	Locked-in shares as a percentage of total number of shares (i.e., Grand Total (A)+(B)+(C) Indicated in Statement at para (i)(a) above)
			NIL	NIL
	TOTAL		NIL	NIL


## (iii)(a) Statement showing details of Depository Receipts (DRs)

Sr. No.	Type of outstanding DR (ADRs, GDRs, SDRs, etc.)	Number of outstanding DRs	Number of shares underlying outstanding DRs	Shares underlying outstanding DRs as a percentage of total number of shares (i.e., Grand Total (A)+(B)+(C) Indicated in Statement at para (i) (a) above)
1	NIL	NIL	NIL	NIL
	Total	NIL	NIL	NIL

## (iii)(b) Statement showing holding of Depository Receipts (DRs), where underlying shares held by 'promoter/promoter group' are in excess of 1% of the total number of shares

Sr. No.	Name of the DR holder	Type of outstanding DR (ADRs, GDRs, SDRs etc.)	Number of shares underlying outstanding DRs	Shares underlying outstanding DRs as a percentage of total number of shares (i.e., Grand Total (A)+(B)+(C) Indicated in Statement at para (i) (a) above)
1	NIL	NIL	NIL	NIL
	Total	NIL	NIL	NIL





(III)(z) Statement showing the voting pattern of shareholders, if more than one class of shares/securities is issued by the issuer.

Category Code	Category of Shareholder	Number of Voting Rights held in each class of securities			Total Voting Rights (III+IV+V)	Total Voting rights i.e.(IV) As a percentage of (A+B) (VII)
		Class X (III)	Class Y (IV)	Class Z (V)		
(A)	PROMOTER AND PROMOTER GROUP					
(1)	INDIAN					
(a)	Individuals / Hindu Undivided Family					
(b)	Central Government / State Government(s)					
(c)	Bodies Corporate					
(d)	Financial Institutions / Banks					
(e)	Any Other					
	Sub-Total (A)(1)					
(2)	Foreign					
(a)	Individuals (Non-Resident Individuals/Foreign Individuals)					
(b)	Bodies Corporate					
(c)	Institutions					
(d)	Any Other (Specify)					
	Sub-Total (A)(2)					
	Total Shareholding of Promoter and Promoter Group (A) = (A)(1) + (A)(2)					
(B)	Public shareholding					
(1)	Institutions					
(a)	Mutual Funds/UTI					
(b)	Financial Institutions /Banks					
(c)	Central Government / State Government(s)					
(d)	Venture Capital Funds					
(e)	Insurance Companies					
(f)	Foreign Institutional Investors					
(g)	Foreign Venture Capital Investors					
(h)	Any Other (Specify)					
	Sub-Total (B)(1)					
(2)	Non-Institutions					
(a)	Bodies Corporate					
(b)	Individuals					
	i. Individual shareholders holding nominal share capital up to Rs.1 lakh.					
	ii. Individual shareholding nominal share capital in excess of Rs.1 lakh					
(c)	Any Other (Specify)					
	Sub-Total B(2)					
	Total PublicShareholding B=B(1)+B(2)					
	TOTAL (A+B)					
(C)	Shares held by Custodians and against which Depository Receipts have been Issued					
(1)	Promoter and Promoter Group					
(2)	Public					
	GRAND TOTAL (A+B+C) :					

N.A

