

Checked and signed by Public Health (Medical) Department for compliance in accordance with the provisions of the Disaster Management Act, 2005 and the Disaster Management Rules, 2007.

From Anwar Basha AD(HQ) Member Secretary, BPC

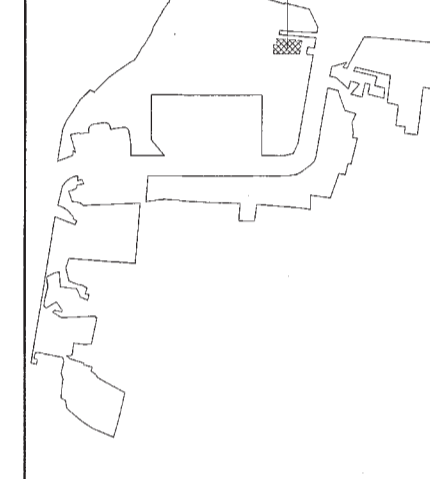
From Anwar Basha AD(HQ) Member Secretary, BPC

From Anwar Basha AD(HQ) Member Secretary, BPC

From Anwar Basha AD(HQ) Member Secretary, BPC

DLF49919

KEY PLAN BUILDING - B



Architect
Hafeez Contractor
29 Bunk Street, Sonay 401 023, Tel: 2664926

RISIMS ARCHITECTS

RSMS ARCHITECTS PVT. LTD.
69, Nora Niwas Bhawani Kunj (Behind D2), Vasant Kunj, New Delhi-110070.
Tel: 011-26898616, 26898617
www.rsms-arch.com

Project: PROPOSED BUILDING PLANS OF BUILDING - B AND REVISED BUILDING PLANS OF BUILDING - C, D, E, & F IN CYBER CITY UNDER TRANSIT ORIENTED DEVELOPMENT (TOD) POLICY FOR MIX LAND USED COLONY (70% IT/ITES / +30% COMMERCIAL) MEASURING 108.55922 ACRES IN SECTOR 24, 25 & 25-A, GURUGRAM MANESAR URBAN COMPLEX BEING DEVELOPED BY DLF CYBER CITY DEVELOPERS LIMITED

OWNER: DLF Cyber City Developers Ltd.
10th Floor DLF Gateway Tower, DLF Cyber City, Gurugram, Haryana Pin: 122002

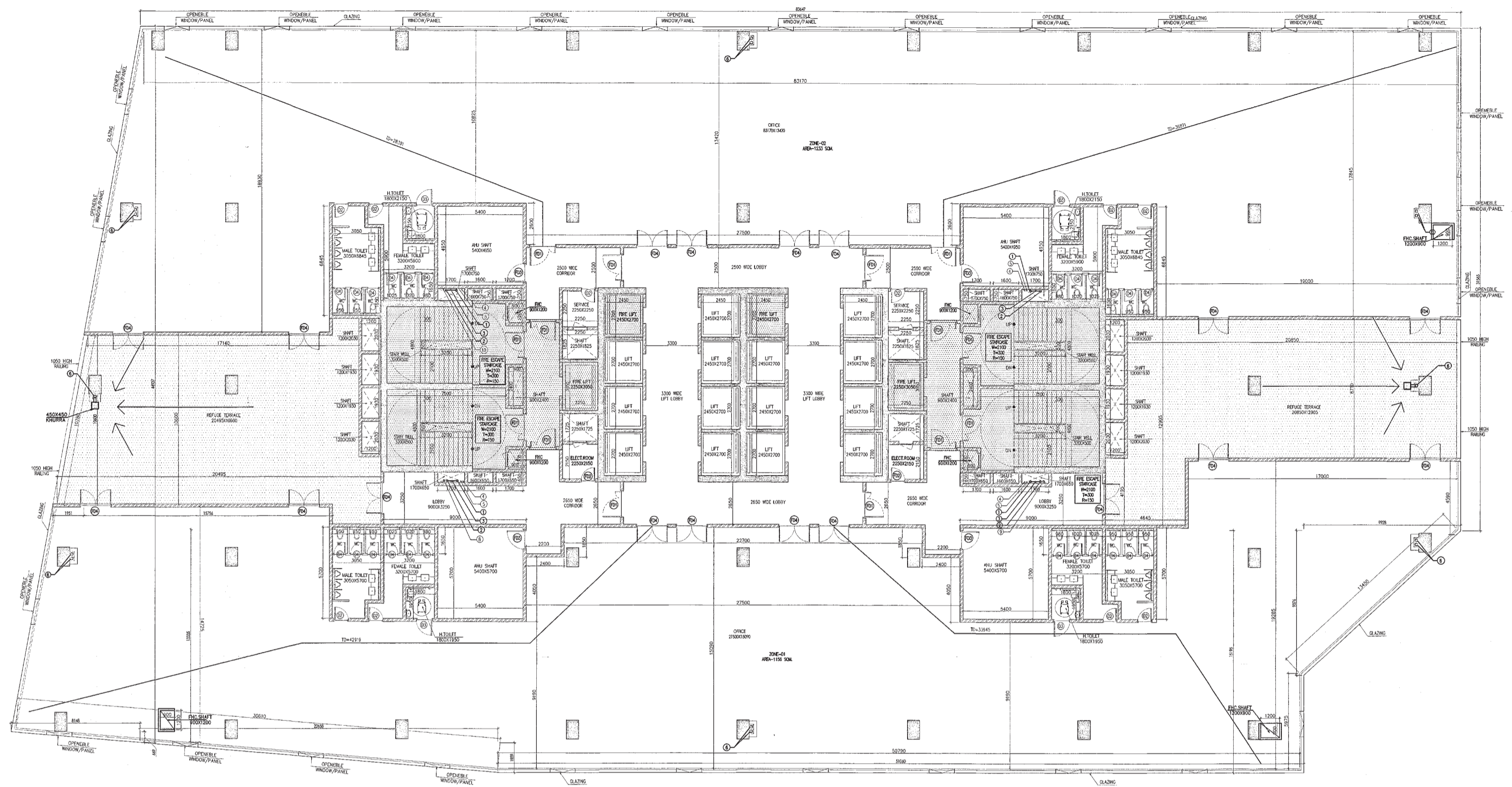
DRAWING TITLE: TYPICAL 7TH, 11TH & 15TH REFUGE FLOOR PLAN BLOCK-B

REVISION JOB NO. - DRG NO. BB-04 NORTH -

SCALE: 1:100 DATE: 01-04-2021

FILE: DEALT BY: CHECKED BY: APPROVED BY:

ARCHITECT'S SEAL & SIGNATURE OWNER'S SEAL & SIGNATURE

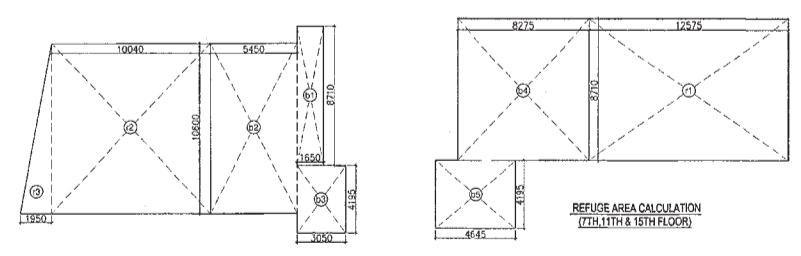


NOTE - ALL OPENABLE WINDOW / PANEL (1000X1000) ARE PROVIDED AT 10 CM INTERVAL

TYPICAL REFUGE FLOOR PLAN (7th, 11th & 15th) (BLOCK-B)

| BLOCK-B TYPICAL REFUGE FLOOR | | |
|------------------------------|------|--------|
| NO. FLOOR | L/A | AREA |
| 1 | 7th | 448750 |
| 2 | 11th | 448750 |
| 3 | 15th | 448750 |

| SCHEDULE OF OPENINGS | | | | |
|----------------------|------|-------|--------|-------|
| S.No | TYPE | WIDTH | HEIGHT | |
| 1 | D1 | 2000 | 2450 | |
| 2 | D2 | 900 | 2450 | |
| 3 | D3 | 1150 | 2150 | |
| 4 | D4 | 750 | 2150 | |
| 5 | D5 | 1500 | 2150 | |
| 6 | FD1 | 1700 | 2450 | 2 HRS |
| 7 | FD2 | 900 | 2450 | 2 HRS |
| 8 | FD3 | 1200 | 2450 | 2 HRS |
| 9 | FD4 | 2000 | 2450 | 2 HRS |



| REFUGE AREA CALCULATION | | | | | |
|--------------------------------------|---|--------|--------|---------|-----|
| 1 | 1 | 12.375 | 3.710 | 108.559 | SCM |
| 2 | 1 | 10.540 | 3.699 | 108.559 | SCM |
| 3 | 1 | 1.890 | 10.600 | 10.335 | SCM |
| TOTAL | | | | 228.387 | SCM |
| GROSS-A | | | | 14.370 | SCM |
| 4 | 1 | 1.800 | 3.710 | 14.370 | SCM |
| 5 | 1 | 5.400 | 10.600 | 37.710 | SCM |
| 6 | 1 | 3.000 | 4.199 | 12.597 | SCM |
| 7 | 1 | 8.275 | 3.710 | 22.025 | SCM |
| 8 | 1 | 4.645 | 4.199 | 19.490 | SCM |
| TOTAL | | | | 174.487 | SCM |
| GROSS AREA OF 7TH, 11TH & 15TH FLOOR | | | | 348.735 | SCM |
| GROSS AREA OF 8TH, 12TH & 14TH FLOOR | | | | 361.262 | SCM |
| TOTAL | | | | 710.000 | SCM |
| REFUGE AREA REQUIRED | | | | 710.000 | SCM |
| TOTAL REFUGE AREA PROPOSED | | | | 228.387 | SCM |
| GROSS-A | | | | 228.387 | SCM |
| GROSS-B | | | | 174.487 | SCM |
| REFUGE AREA COUNTED IN PLAN | | | | 174.487 | SCM |

