

DLF45395

**Architect**  
**Hafeez**  
**Contractor**

29, B-Block, Sector 14, Gurgaon, Haryana

**RISMS**  
**ARCHITECTS**

RISMS ARCHITECTS PVT. LTD.  
69, Nara Niwas Bhawani Kunj  
(Behind D2), Vasant Kunj,  
New Delhi-110070.  
Tel: 011-26898616, 26898617  
www.risms-arch.com

Project:  
PROPOSED BUILDING PLAN OF BUILDING - C, BUILDING - D, BUILDING - E AND BUILDING - F IN 94.57485 ACRES DLF CYBER CITY, SECTOR 24, 25 & 25A, GURGAON, HARYANA.

OWNER: DLF Cyber City Developers Ltd.  
10th Floor DLF Gateway Tower,  
DLF Cyber City, Gurugram, Haryana  
Pin: 122002

DRAWING TITLE: - BUILDING - C

Checked and Approved by Public Health Officer for the purpose of the Building Plan and in accordance with the provisions of the Building Plan Act, 1956.


Supervised by Professional Engineer

REVISION NO. - 10/11/18 DRG NO. - BSC-03 NORTH - N

SCALE: - 1:200 DATE: - 16-05-2018

FILE: - DEALT BY: - CHECKED BY: - APPROVED BY: -

ARCHITECT'S SEAL & SIGNATURE OWNER'S SEAL & SIGNATURE



NO.	DESCRIPTION	AREA (SQM)
B1	0.5 X 5.14	2.57
B2	0.5 X 9.77	4.88
B3	0.5 X 37.03	18.51
B4	0.5 X 26.03	13.01
B5	0.5 X 18.78	9.39
B6	0.5 X 15.94	7.97
TOTAL		76.33

NO.	DESCRIPTION	AREA (SQM)
D1	1 X 3.77	3.77
D2	0.5 X 12.66	6.33
D3	0.5 X 18.18	9.09
D4	0.5 X 4.81	2.40
D5	0.5 X 8.45	4.22
TOTAL		25.81

DESCRIPTION	AREA (SQM)
GROSS - A	76.33
GROSS - B	675.58
GROSS - C	15.11
GROSS - D	373.97
TOTAL	1530.99

NO.	DESCRIPTION	AREA (SQM)
S1	0.5 X 6.08	3.04
S2	1 X 7.50	7.50
S3	1 X 8.00	8.00
S4	0.5 X 8.45	4.22
S5	0.5 X 7.62	3.81
S6	2 X 8.00	16.00
S7	2 X 2.85	5.70
S8	2 X 2.85	5.70
S9	1 X 8.00	8.00
S10	0.5 X 1.97	0.98
S11	0.5 X 1.97	0.98
S12	1 X 8.00	8.00
S13	0.5 X 1.97	0.98
S14	0.5 X 1.97	0.98
S15	0.5 X 1.97	0.98
S16	1 X 7.50	7.50
S17	1 X 7.50	7.50
S18	1 X 7.50	7.50
TOTAL		118.43

DESCRIPTION	AREA (SQM)
GROSS - 2	118.43
GROSS - 5	34.54
GROSS - 6	3.41
TOTAL	156.38

DESCRIPTION	AREA (SQM)
GROSS - 1	766.83
GROSS - 2	156.38
TOTAL	923.21

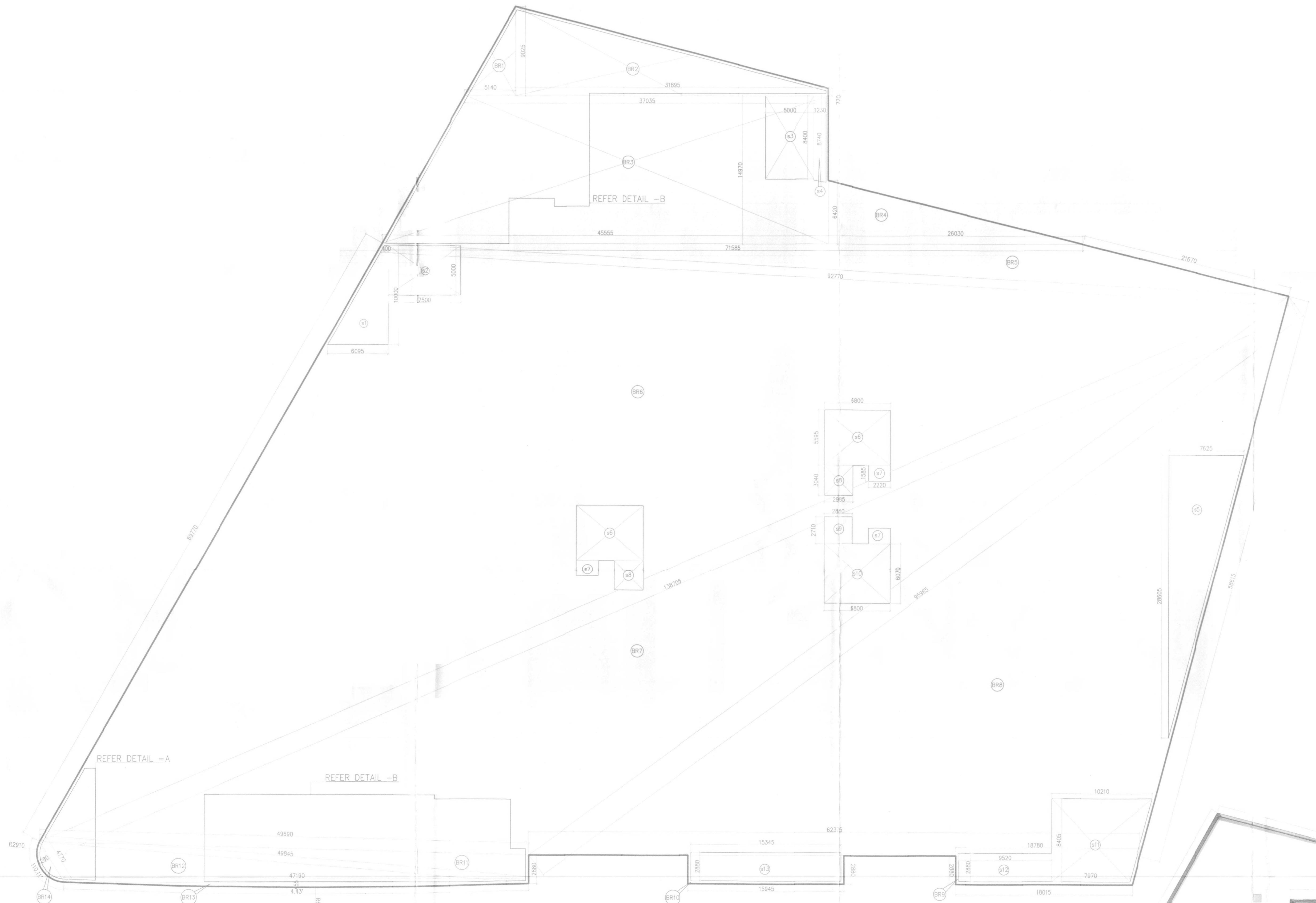
DESCRIPTION	NO OF CARS
CAR	32
OR BAY	18
TOTAL	50

NO.	A	B	C	s	AREA OF S-S-A(S-B(S-C))	Area
B1	71.95	62.77	21.67	2	63.9125	3480.447
B6	82.77	69.77	138.75	2	138.625	63605.220
B7	138.75	49.69	95.96	2	142.18	211188.842
B8	95.96	62.37	58.61	2	138.4775	3120198.934
B11	49.69	69.69	2.86	2	51.9275	5118.732
B12	49.69	47.19	4.77	2	50.9025	9219.194
TOTAL						6470.525

NO.	A	B	C	s	AREA OF S-S-A(S-B(S-C))	Area
S1	3.185	11.405	11.430	2	13.01	324.147
S17	11.430	8.745	4.285	2	12.22	286.886
TOTAL						34.346

NO.	A	B	C	s	AREA OF S-S-A(S-B(S-C))	Area
B11	3.14	810.325	410.325	4.433	7.360	0.0
B14	3.14	2.910	2.910	110.11	3.360	0.0
TOTAL						17.377

NO.	A	B	C	s	AREA OF S-S-A(S-B(S-C))	Area
S1	3.14	2.565	2.565	112.44	3.60	0.0
S17	3.14	2.565	2.565	112.44	3.60	0.0
TOTAL						3.414



BASEMENT - 3 AREA CALCULATION

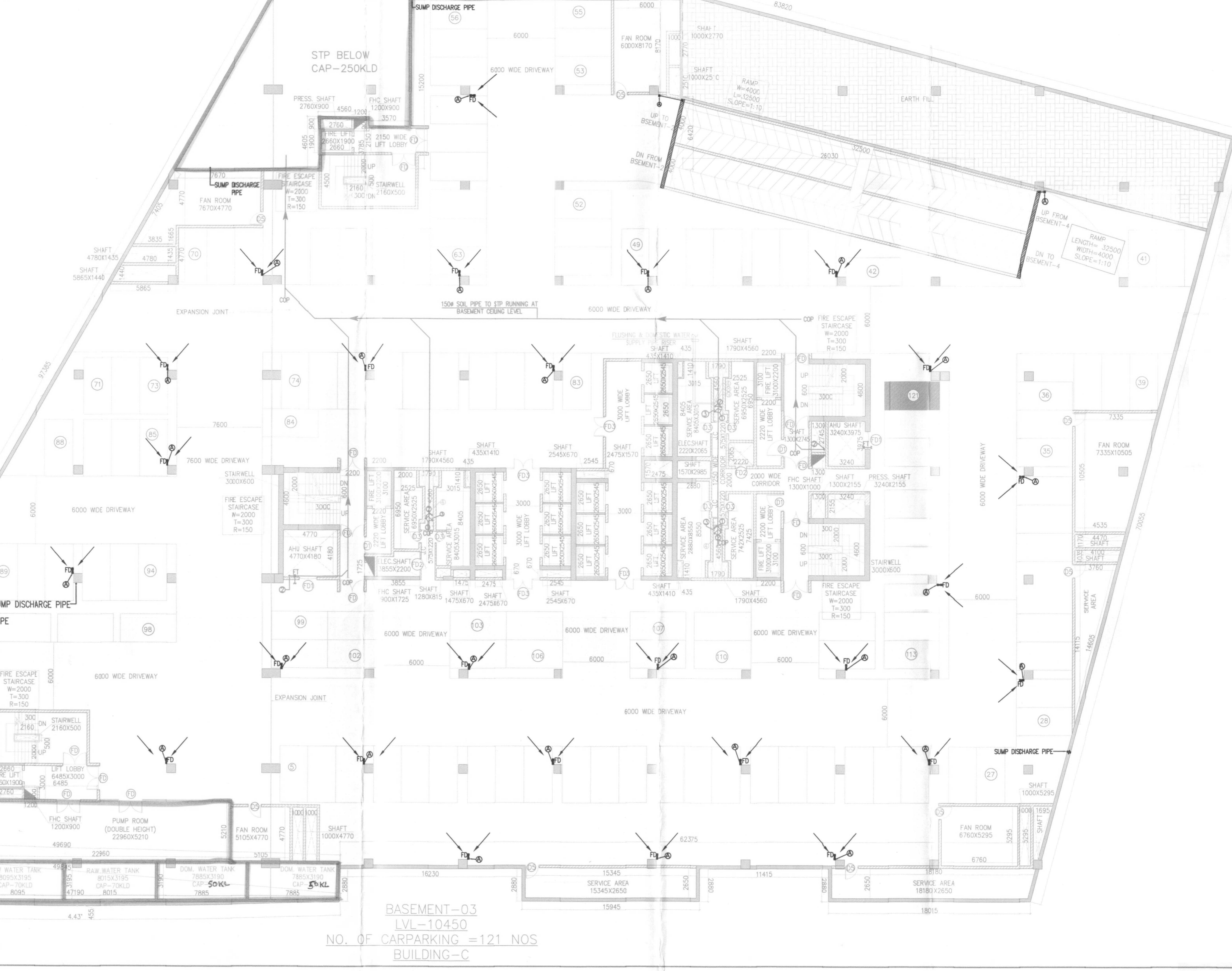
- LEGEND FOR PLUMBING -
- S.NO. SYMBOL DESCRIPTION
  - 01. ① 110 OD SOL PIPE
  - 02. ② 110 OD WASTE PIPE
  - 03. ③ 75 OD ANTSYPHONAGE PIPE
  - 04. ④ COLD WATER SUPPLY PIPE
  - 05. ⑤ FLUSHING WATER SUPPLY PIPE
  - 06. ⑥ 160 OD TERRACE RAIN WATER PIPE
  - 07. ⑦ TO CWT TANK FROM WTP
  - 08. ⑧ TO CWT TANK FROM WTP
  - 09. ⑨ 110 OD BASEMENT & PODIUM DRAIN PIPE
  - 10. FD FLOOR DRAIN
  - 11. FT FLOOR TRAP
  - 12. UT URINAL TRAP
  - 13. COP FLOOR CLEAN OUT
  - 14. COP SOL PIPE
  - 15. WASTE PIPE
  - 16. FLUSHING WATER SUPPLY (GRAVITY SUPPLY)
  - 17. DOMESTIC WATER SUPPLY (GRAVITY SUPPLY)

DOOR SCHEDULE

S.NO.	SYMBOL	DESCRIPTION
01	D1	3000X2400
02	D2	1540X2400
03	D3	1540X2100
04	D4	850X2100
05	D5	1000X2400

FIRE DOOR SCHEDULE

S.NO.	SYMBOL	DESCRIPTION
01	FD1	2100X2400 2HR
02	FD2	1540X2400 2HR
03	FD3	1800X2400 2HR



BASEMENT-03 LVL-10450 NO. OF CARPARKING = 121 NOS BUILDING - C