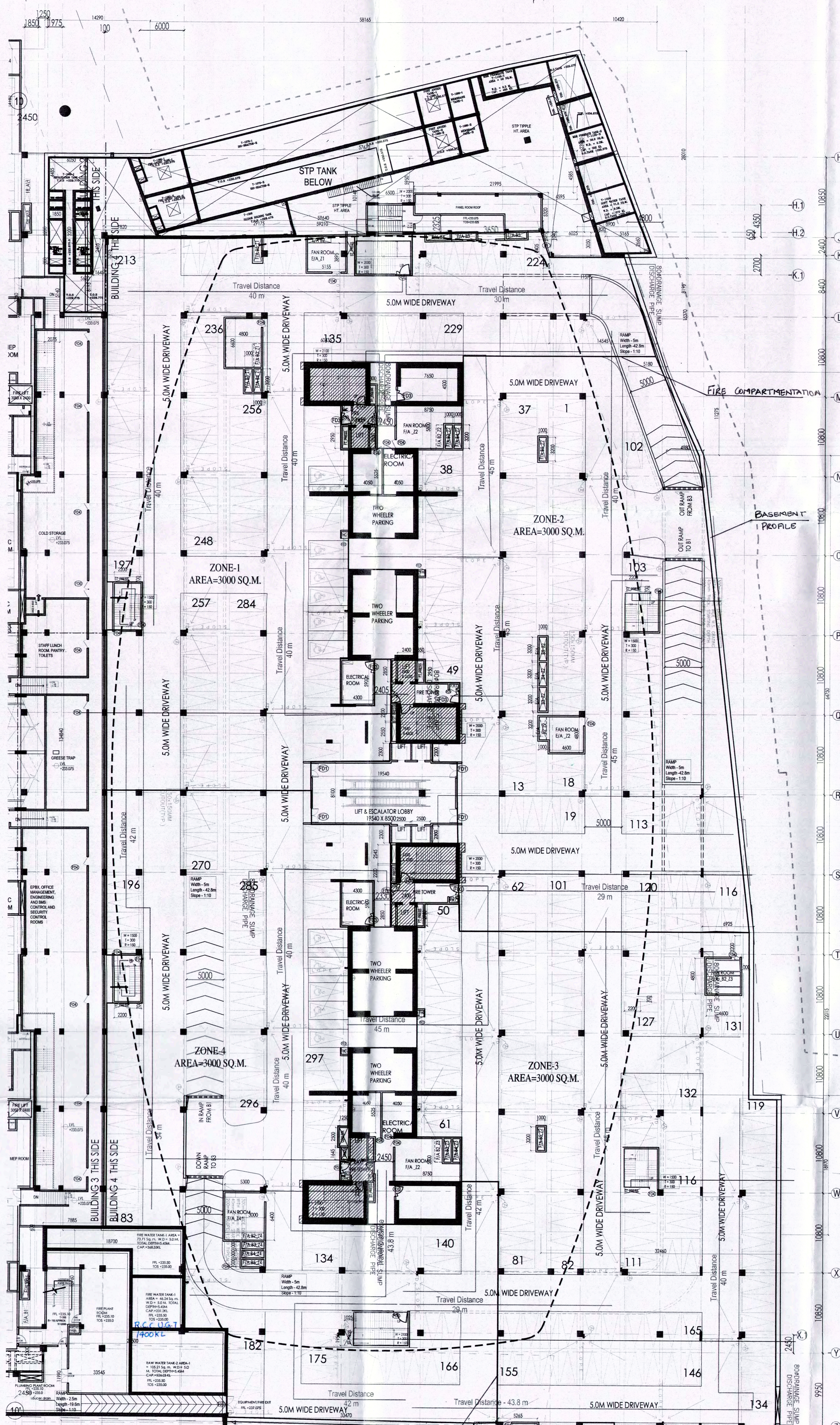

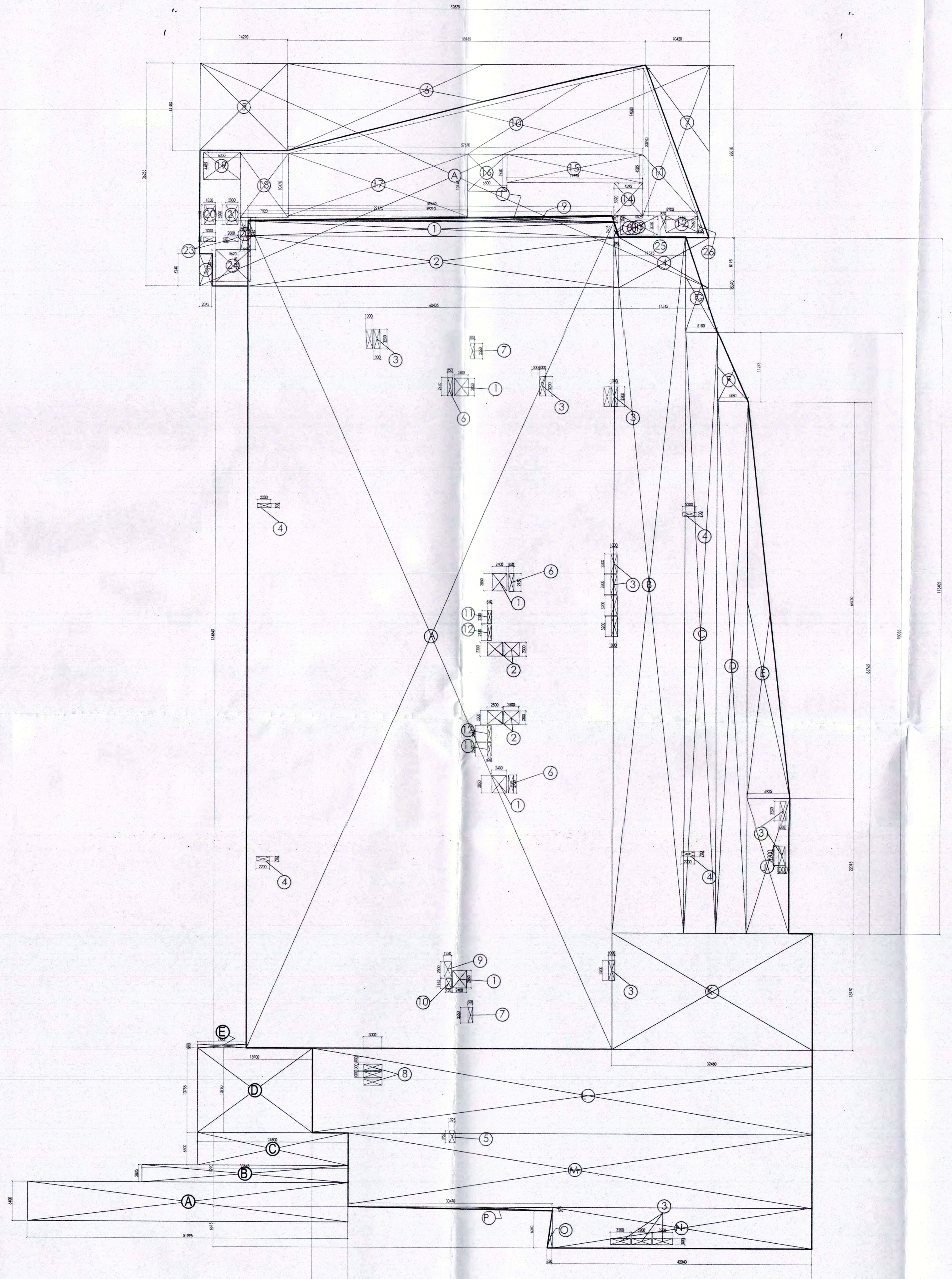

NOTE: -
1. ALL PARKING SHOWN ARE NORMAL PARKING. TOTAL PARKING UNIT-297 NOS.
2. ALL DRIVEWAYS IN BASEMENTS ARE ONE WAY
3. COMPARTMENT LINE WITH WATER SPRINKLER.

DOOR WINDOW SCHEDULE

S.NO.	LEGEND	WIDTH(mm)	HEIGHT(mm)	CILL HT.	LINTEL LVL	REMARKS	FIRE RATING
1	D0	2000	2100	0	2115	WOODEN DOOR	
2	D2	900	2000	100	2115	WOODEN DOOR	
3	D3	1500	2100	0	2115	WOODEN DOOR	
4	D3a	1050	2400	0	2415	WOODEN DOOR	
5	D3b	1050	2100	0	2115	WOODEN DOOR	
6	D3c	1050	2100	0	2115	WOODEN DOOR	
7	D4	1200	2400	0	2415	WOODEN DOOR	
8	D5	1620	2400	0	2415	WOODEN DOOR	
9	D6	750	2400	0	2415	WOODEN DOOR	
10	D7	1350	2400	0	2415	WOODEN DOOR	
11	D7a	1350	2400	0	2415	WOODEN DOOR	
12	D8	2000	2400	0	2415	WOODEN DOOR	
13	D10	3000	2400	0	2415	WOODEN DOOR	
14	D11	1050	2400	0	2415	WOODEN DOOR	
15	FC1	900	2300	100	2415	GLAZED FIRE CABINET DOOR	
16	FC2	900	2000	100	2115	GLAZED FIRE CABINET DOOR	
17	AD	750	2000	100	2115	LAMINATED WOODEN DOOR	
18	FAD	750	2000	100	2115	METAL FIRE DOOR	30 min FIRE RATED DOOR
19	FD0	2000	2400	0	2415	METAL FIRE DOOR	2 HOUR FIRE RATED DOOR
20	FD2	1620	2400	0	2415	METAL FIRE DOOR	2 HOUR FIRE RATED DOOR
21	FD2a	1620	2100	0	2115	METAL FIRE DOOR	2 HOUR FIRE RATED DOOR
22	FD2b	1620	2400	0	2415	METAL FIRE DOOR	2 HOUR FIRE RATED DOOR
23	FD2c	1200	2100	0	2115	METAL FIRE DOOR	2 HOUR FIRE RATED DOOR
24	FD3	1500	2100	0	2115	METAL FIRE DOOR	2 HOUR FIRE RATED DOOR
25	FD4	1200	2400	0	2415	METAL FIRE DOOR	2 HOUR FIRE RATED DOOR
26	FD8	1200	2100	0	2115	METAL FIRE DOOR	2 HOUR FIRE RATED DOOR
27	FD8a	1200	2100	100	2215	METAL FIRE DOOR	2 HOUR FIRE RATED DOOR
28	FD8b	1200	2100	0	2115	METAL FIRE DOOR	2 HOUR FIRE RATED DOOR
29	FD9	2000	2700	100	2815	METAL FIRE DOOR	2 HOUR FIRE RATED DOOR
30	FD11	1000	2100	0	2115	METAL FIRE DOOR	2 HOUR FIRE RATED DOOR
31	FD13	2000	2800	100	2915	METAL FIRE DOOR	2 HOUR FIRE RATED DOOR
32	FD15	900	2100	100	2215	METAL FIRE DOOR	2 HOUR FIRE RATED DOOR
33	FD19	1000	2100	100	2215	METAL FIRE DOOR	2 HOUR FIRE RATED DOOR
33	W1	1500	1740	1200	2940	OPENABLE GLASS WINDOW	
33	DW	1000	2100	0	2115	GLASS DOOR	

AREA CALCULATION - WATER TANK PLANT ROOM BASEMENT 2

T.NO.	TYPE	NOS.	LENGTH	BREADTH	AREA	TOTAL AREA
ADITION AREA						
		a	b	c	b*c	a*d
A	RECTANGLE	1.0	51.99	6.40	332.74	332.74
B	RECTANGLE	1.0	33.54	2.80	93.91	93.91
C	RECTANGLE	1.0	24.50	5.30	129.85	129.85
D	RECTANGLE	1.0	13.75	18.70	257.13	257.13
E	RECTANGLE	1.0	7.88	0.60	4.73	4.73
			TOTAL ADDITION AREA IN SQ. M			818.35
	TOTAL AREA IN SQ. M					818.35

TOTAL BUILT UP AREA OF BASEMENT 2

ADITION AREA	
TOTAL AREA OF WATER TANK PLANT IN SQ. M	818.35
TOTAL AREA OF STP IN SQ. M	278.38
TOTAL AREA OF BASEMENT 2 IN SQ. M	13565.98
TOTAL ADDITION AREA IN SQ. M	14662.71

BASEMENT 2

T.NO.	TYPE	NOS.	LENGTH	BREADTH	AREA	TOTAL AREA
ADITION AREA						
		a	b	c	b*c	a*d
A	RECTANGLE	1.0	59.64	134.84	8041.86	8041.86
B	RECTANGLE	1.0	113.40	11.57	1312.04	1312.04
C	RECTANGLE	1.0	98.03	5.18	507.80	507.80
D	RECTANGLE	1.0	86.76	4.98	432.06	432.06
E	TRINGLE	0.5	64.75	6.92	448.07	224.04
F	TRINGLE	0.5	4.98	11.27	56.12	28.06
G	TRINGLE	0.5	5.18	15.37	79.62	39.81
H	TRINGLE	0.5	0.79	2.40	1.90	0.95
I	TRINGLE	0.5	1.04	59.64	62.03	31.01
J	RECTANGLE	1.0	6.92	22.01	152.31	152.31
K	RECTANGLE	1.0	32.46	18.97	615.77	615.77
L	RECTANGLE	1.0	13.76	81.30	1118.69	1118.69
M	RECTANGLE	1.0	11.99	75.58	906.20	906.20
N	RECTANGLE	1.0	6.61	42.04	277.88	277.88
O	TRINGLE	0.5	0.83	6.04	5.01	2.51
P	TRINGLE	0.5	0.57	33.47	19.08	9.54
			TOTAL ADDITION AREA IN SQ. M			13700.52
SUBTRACTION AREA						
1	RECTANGLE	4.0	2.85	2.40	6.84	27.36
2	RECTANGLE	3.0	2.30	2.50	5.75	17.25
3	RECTANGLE	15.0	3.20	1.00	3.20	48.00
4	RECTANGLE	4.0	2.20	0.70	1.54	6.16
5	RECTANGLE	1.0	1.95	1.02	1.99	1.99
6	RECTANGLE	3.0	2.95	0.85	2.51	7.52
7	RECTANGLE	2.0	0.84	2.75	2.31	4.62
8	RECTANGLE	3.0	3.00	1.00	3.00	9.00
9	RECTANGLE	1.0	1.25	2.50	3.13	3.13
10	RECTANGLE	1.0	0.95	1.64	1.56	1.56
11	RECTANGLE	2.0	0.65	2.20	1.43	2.86
12	RECTANGLE	2.0	0.65	0.65	2.55	5.10
			TOTAL SUBTRACTION AREA IN SQ. M			134.54
	TOTAL AREA IN SQ. M					13565.98

AREA CALCULATION - STP FOR BASEMENT 2

T.NO.	TYPE	NOS.	LENGTH	BREADTH	AREA	TOTAL AREA
ADITION AREA						
		a	b	c	b*c	a*d
A	RECTANGLE	1.00	82.87	36.25	3004.04	3004.04
			TOTAL ADDITION AREA IN SQ. M			3004.04
SUBTRACTION AREA						
1	RECTANGLE	1.0	2.40	59.83	143.59	143.59
2	RECTANGLE	1.0	8.19	59.83	490.01	490.01
3	RECTANGLE	1.0	2.07	5.20	10.76	10.76
4	RECTANGLE	1.0	14.54	8.19	119.08	119.08
5	RECTANGLE	1.0	14.29	14.18	202.63	202.63
6	TRINGLE	0.5	14.18	58.16	824.71	412.35
7	TRINGLE	0.5	10.42	28.01	291.86	145.93
8	TRINGLE	0.5	0.79	2.40	1.90	0.95
9	TRINGLE	0.5	1.07	59.21	63.35	31.68
10	TRINGLE	0.5	14.08	57.67	811.99	406.00
11	TRINGLE	0.5	8.90	23.98	213.42	106.71
12	RECTANGLE	1.0	2.66	5.16	13.73	13.73
13	RECTANGLE	1.0	6.02	3.05	18.36	18.36
14	RECTANGLE	1.0	4.59	5.32	24.42	24.42
15	RECTANGLE	1.0	4.58	21.99	100.71	100.71
16	RECTANGLE	1.0	6.50	5.95	38.68	38.68
17	RECTANGLE	1.0	10.14	29.17	295.78	295.78
18	RECTANGLE	1.0	10.47	7.82	81.88	81.88
19	RECTANGLE	1.0	6.05	4.48	27.10	27.10
20	RECTANGLE	1.0	3.20	1.85	5.92	5.92
21	RECTANGLE	1.0	2.00	3.20	6.40	6.40
22	RECTANGLE	1.0	1.64	5.21	8.54	8.54
23	RECTANGLE	2.0	0.80	2.00	1.60	3.20
24	RECTANGLE	1.0	5.62	5.14	28.89	28.89
25	TRINGLE	0.5	0.82	2.66	2.18	1.09
26	TRINGLE	0.5	0.95	2.66	2.53	1.26
			TOTAL SUBTRACTION AREA IN SQ. M			2725.66
	TOTAL AREA IN SQ. M					278.38

NOTES:-
- ALL PIPE DIAMETERS ARE IN MM.
- ALL CONNECTIONS FLOOR DRAIN TO FLOOR TRAP WILL BE 63 OD UPVC WASTE PIPE.
- ALL WASTE FROM WASH BASIN TO F.T. WILL BE 40 OD UPVC WASTE PIPE.
- ALL WASTE FROM URINALS TO U.T WILL BE 50 OD UPVC SOIL PIPE.
- ALL PIPES FROM FT TO STACK WILL BE 110 OD UPVC PIPES OR/OTHERWISE SPECIFIED
- ALL PIPES FROM WC/UT TO STACK WILL BE 110 OD UPVC PIPES OR/OTHERWISE SPECIFIED

Note :-
1. BUILDING HAS AUTOMATIC SPRINKLER SYSTEM AS REQUIRED BY NBC.
2. BUILDING WILL BE DESIGNED (STRUCTURES) AS PER RELEVENT IS CODES FOR EARTH QUAKE RESISTANCE.
3. BUILDING IS ARTIFICIALLY LIGHTED MECHANICALLY VENTILATED & CENTRALLY AIRCONDITIONED WITH 100% POWER BACKUP

This is a "PROVISIONAL BUILDING PLAN" approved only for the purpose of inviting objections from the general public

Architect(HQ) STP(HQ) Member Secretary BPAC; STP(HQ) Member BPAC; CTP(HQ) Chairman BPAC; AD(HQ); DD(HQ) Member BPAC; JD; PA; ATP

KEY PLAN

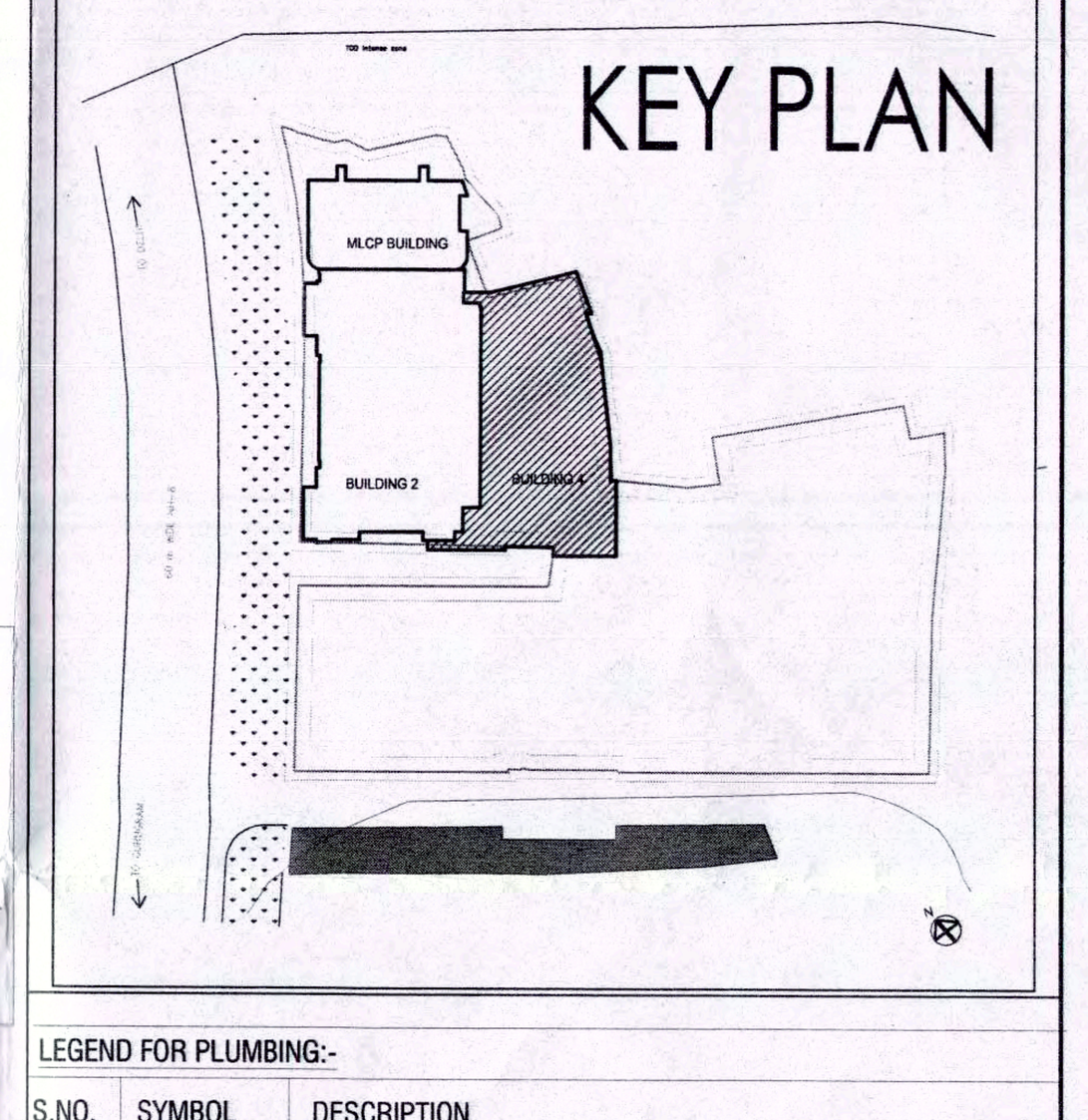

LEGEND FOR PLUMBING:-

S.NO.	SYMBOL	DESCRIPTION
01.	1	110 OD SOIL PIPE
02.	2	110 OD WASTE PIPE
03.	3	75 OD ANTISYPHONAGE PIPE
04.	4	DOMESTIC WATER SUPPLY HYDROPNAUMATIC
05.	4a	DOMESTIC WATER SUPPLY HYDROPNAUMATIC
06.	5	FLUSHING WATER SUPPLY HYDROPNAUMATIC
07.	6	160 OD TERRACE RAIN WATER PIPE
08.	7	110 OD MUMTY/BALCONY RAIN WATER PIPE
09.	FD	FLOOR DRAIN
10.	FT	FLOOR TRAP
11.	UT	URINAL TRAP
12.	COP	CLEAN OUT PLUG
13.		SOIL PIPE
14.		WASTE PIPE
15.		VENT PIPE
16.		RAIN WATER PIPE
17.		DOMESTIC WATER PIPE
18.		FLUSHING WATER PIPE
19.	A	100ø C.I. BASEMENT DRAIN PIPE(VERTICAL)
20.	FD	C.I. FLOOR DRAIN FOR BASEMENT DRAINAGE
21.		DRAIN CHANNEL WITH M.S. GRATING

Architects:

Arcop Associates Pvt. Ltd.

Plot- 36b, Sec-32, Gurgaon-122001

Ph.: +91-124-4595500 FAX: +91-124-4595550

Montreal, Toronto, New-Delhi, Boston

Project:

PROPOSED /REVISED BUILDING PLAN OF COMMERCIAL COLONY AREA MEASURING 32.36 ACRES PART OF RESIDENTIAL PLOTTED COLONY NAMELY DLF CITY,PHASE I,II &III AND INDEPENDENT COMMERCIAL COLONY 4.00 ACRES (LICENCE NO.59 OF 2018 DATED 07.09.2018) BY MAKING TOTAL AREA MEASURING 36.36 ACRES UNDER TOD ZONE IN SECTOR -24 & 25A GURUGRAM MANESAR URBAN COMPLEX BEING DEVELOPED BY DLF LIMITED AND OTHERS.

Checked and found ok from Public Health (Internal) Service only subject to comments in forwarding letter No. ... Additional Chief Engineer (HQ) HSVP, Panchkula

DRAWING TITLE:- BASEMENT 2 BUILDING-4

JOB NO:-	DRG NO. DTN/B4/04A	NORTH:- N
SCALE:- 1:400	DATE:- 15-06-2021	
FILE:- DEALT BY:-	CHECKED BY: VIKRAM	APPROVED BY:-
ARCHITECT'S SEAL & SIGNATURE	OWNER'S SEAL & SIGNATURE	

Vikram Singh Saini, Architect Council of Architecture Registration No.: CA/94/17103

For DLF Limited Authorised Signatory