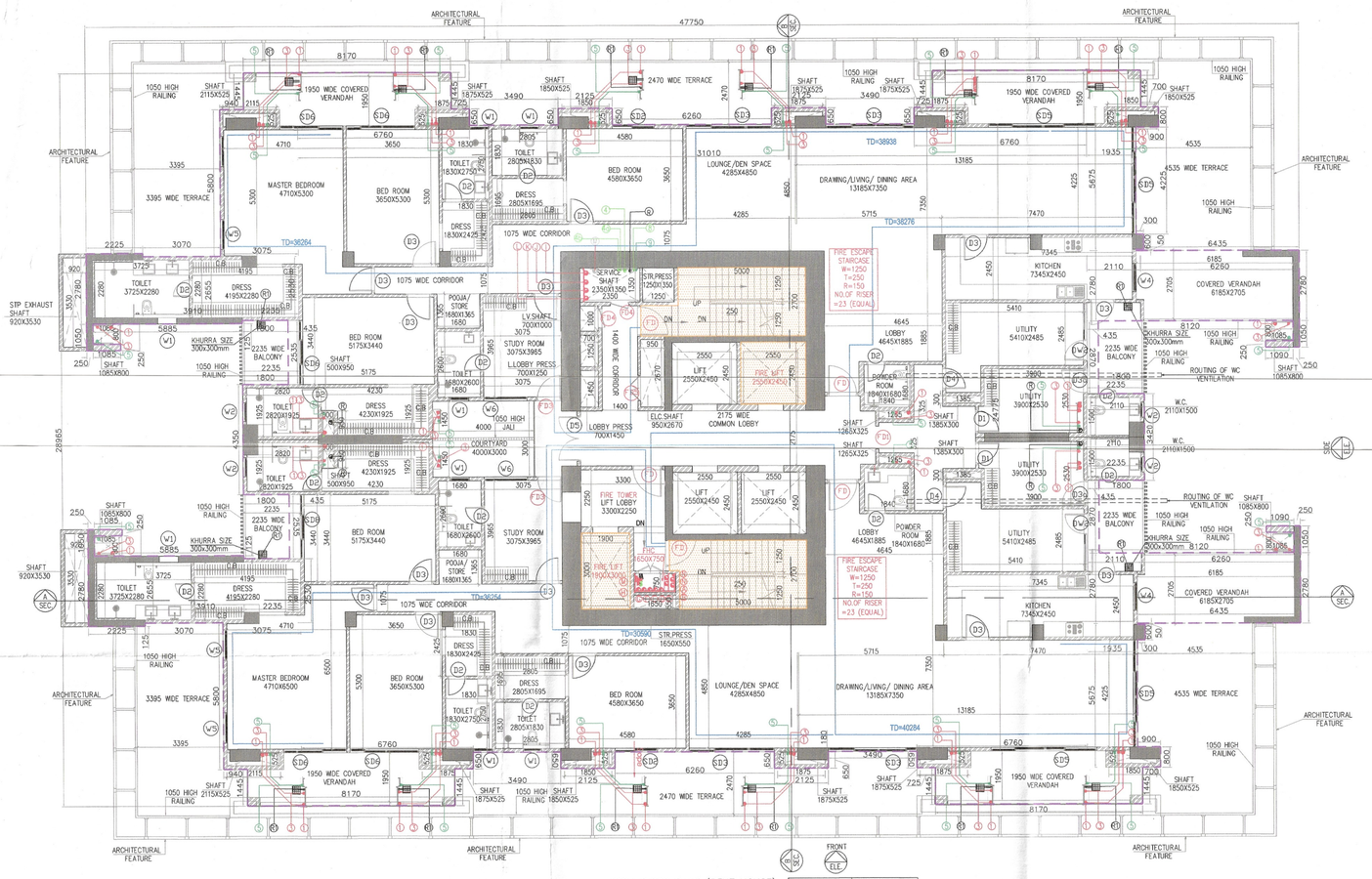

41ST FLOOR PLAN (PENT HOUSE)
(TOWER-D)

FLOORS	TOWER NAME TOWER-D
PENT HOUSE	+144450

SHAFT PIPE DETAIL

CHANEL		ABBRIVATION	DESCRIPTION
Ⓐ	▲	F	150M MS FIRE RISER PIPE (LOWER ZONE)
Ⓑ	▲	F	150M MS FIRE RISER PIPE (MID. ZONE)
Ⓒ	▲	F	150M MS FIRE RISER PIPE (UPPER ZONE)
Ⓓ	▲	F	150M MS FIRE RISER PIPE (UPPER L.V. ZONE 4)
Ⓔ	▲	SP	150M MS SPRINKLER PIPE (LOWER ZONE)
Ⓕ	▲	SP	150M MS SPRINKLER PIPE (MID. ZONE)
Ⓖ	▲	SP	150M MS SPRINKLER PIPE (UPPER ZONE)
Ⓗ	▲	SP	150M MS SPRINKLER PIPE (UPPER L.V. ZONE 4)
Ⓘ	▲	SP	150M MS SPRINKLER STAND BY RISER (LOWER ZONE)
Ⓙ	▲	SP	150M MS SPRINKLER STAND BY RISER (MID. ZONE)
Ⓚ	▲	SP	150M MS SPRINKLER STAND BY RISER (UPPER ZONE)
Ⓛ	▲	SP	150M MS SPRINKLER STAND BY RISER (UPPER L.V. ZONE 4)
Ⓜ	▲	SP	150M MS SPRINKLER WAKE UP LINE
Ⓝ		D	150M DRAIN PIPE

SHAFT PIPE DETAIL

SYMBOL		ABBRIVATION	DESCRIPTION
Ⓐ	▲	RWP	150M RAIN WATER PIPE
Ⓑ	▲	RWP	75M RAIN WATER PIPE
Ⓒ	▲	P	150M MS P. WASTE PIPE
Ⓓ	▲	P	150M PVC PIPE
Ⓔ	▲	CWC	DOMESTIC WATER SUPPLY (IN. CWC PIPE)
Ⓕ	▲	CWC	DOMESTIC WATER SUPPLY (IN. CWC PIPE) TO TOP (TWO FLOOR)
Ⓖ	▲	CWC	DOMESTIC WATER SUPPLY (IN. CWC PIPE) TO PH FLOOR
Ⓗ	▲	FWG	FLUSHING WATER SUPPLY (IN. FWG PIPE)
Ⓘ	▲	CWC(C)	DOMESTIC WATER RISER (UP TO TOP FLOOR)
Ⓙ	▲	FWG (C)	FLUSHING WATER SUPPLY RISER (IN.FWG PIPE)
X			150M W.S. PARKING DRAIN PIPE
XY			150M W.S. RAMP DRAIN PIPE

DOOR AND WINDOW SCHEDULE

SR.NO.	TYPE	WIDTH (MM)	HEIGHT (MM)	SILL(M)	LINTEL(M)
1	D1	2850	2100	0	2100
2	D2	1200	2100	0	2100
3	D3	2800	2100	0	2100
4	D4	1000	2100	0	2100
5	D5	1200	2100	0	2100
6	D5	1800	2400	-	2400
7	D6	2100	2100	0	2100
8	D7	2500	2500	0	2500
9	D8	2100	2100	0	2100
10	D9	2500	2500	0	2500
11	D10	2500	2500	0	2500
12	D11	2500	2500	0	2500
13	D12	2800	2600	0	2600
14	D13	2800	2600	0	2600
15	D61	1300	1100	1050	2600
16	D63	1800	2600	0	2600
17	D63	3000	3000	0	3000
18	D64	1800	2600	0	2600
19	D65	1800	3000	0	3000
20	D66	3000	3000	0	3000
21	W1	1500	1500	1050	2600
22	W2	1500	1500	1050	2600
23	W3	1500	1500	1050	2600
24	W4	1500	1500	1050	2600
25	W5	1500	1500	1050	2600
26	W6	1500	1500	1050	2600
27	W7	1500	1200	1050	2400
28	W8	1500	1200	1050	2400
29	F01	1100	2400	0	2400
30	F04	1100	2400	0	2400
31	F05	1100	2400	0	2400
32	F02	1100	2400	0	2400
33	F03	1100	2400	0	2400
34	F06	1100	2400	0	2400
35	F07	1100	2400	0	2400
36	F08	1100	2400	0	2400
37	F09	1100	2400	0	2400
38	G1	4500	3000	0	3000
39	G2	4500	3000	0	3000

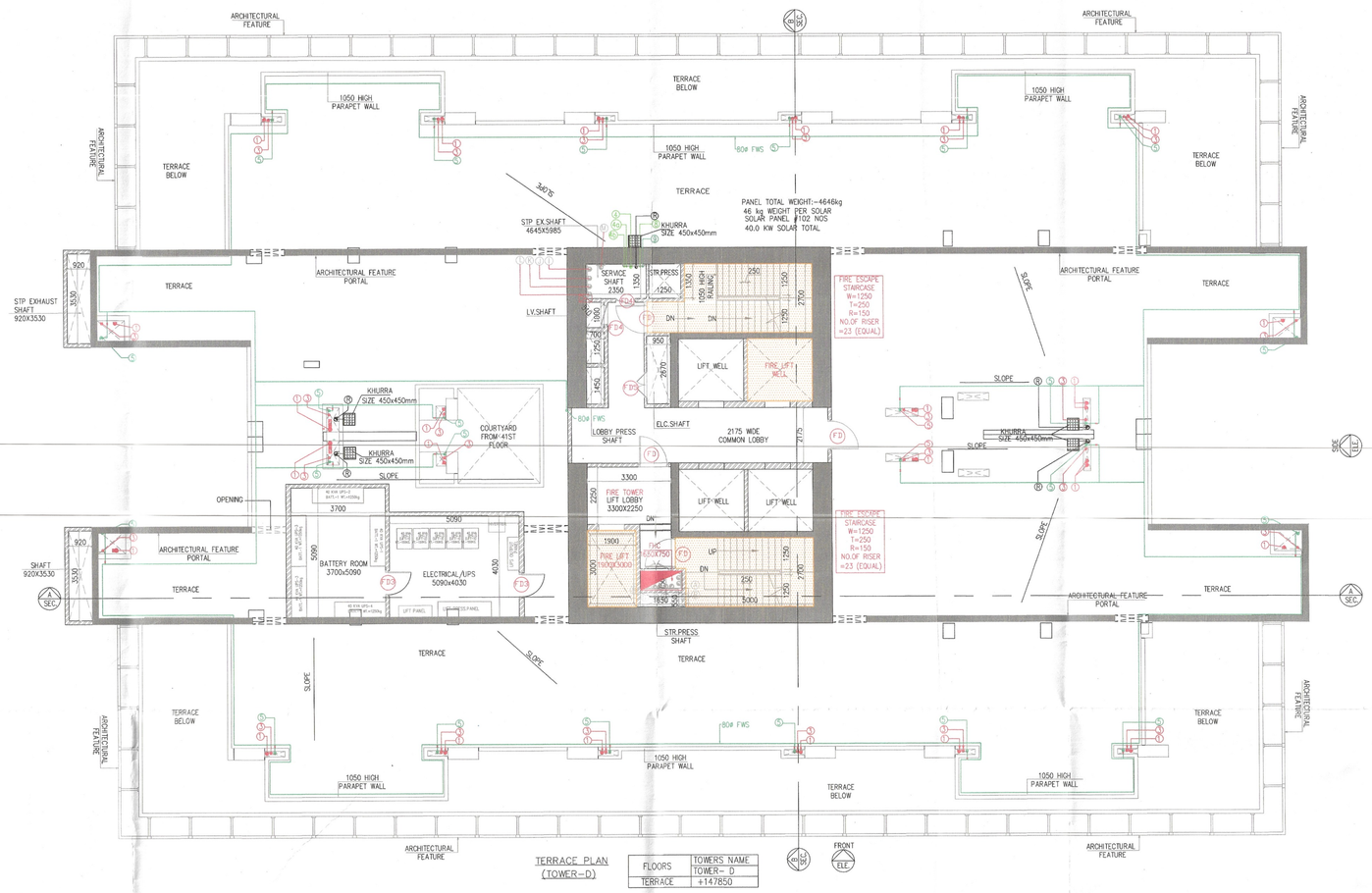

TERRACE PLAN
(TOWER-D)

FLOORS	TOWER NAME TOWER-D
TERRACE	+147900

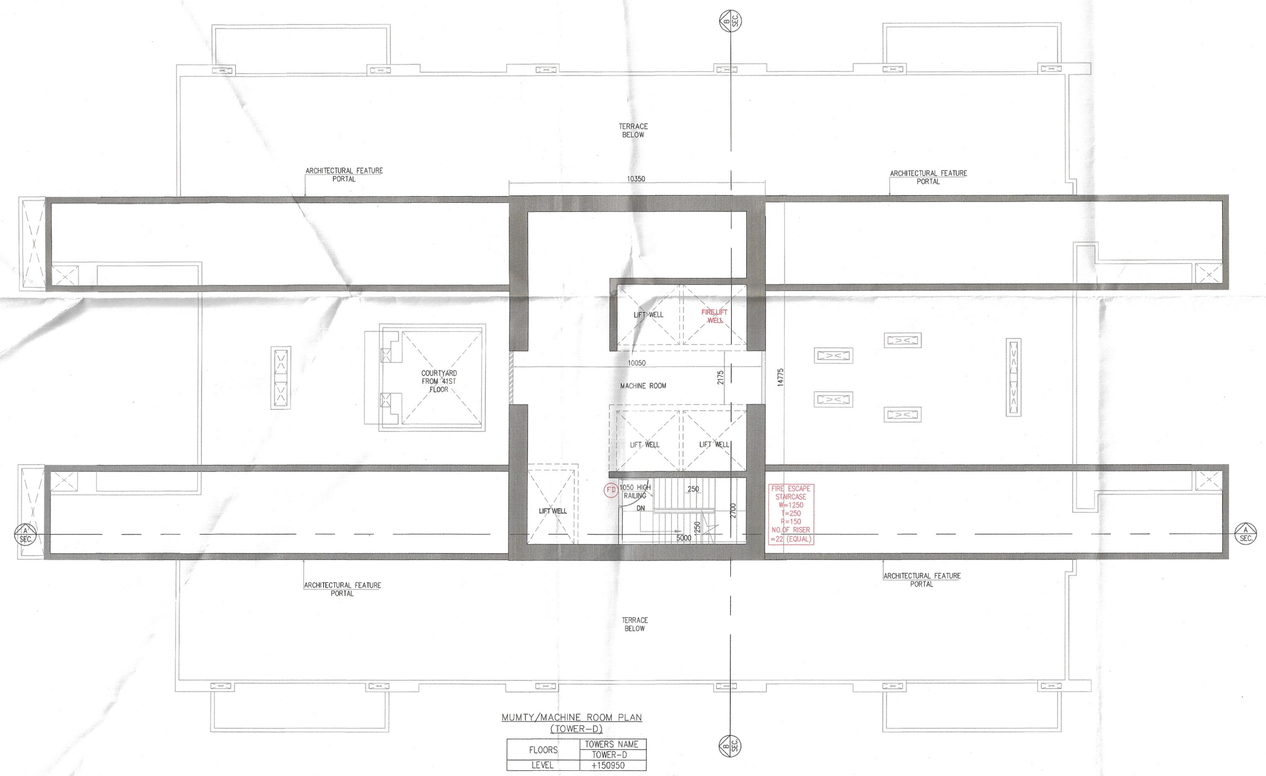

MUMTY/MACHINE ROOM PLAN
(TOWER-D)

FLOORS	TOWER NAME TOWER-D
LEVEL	+150900

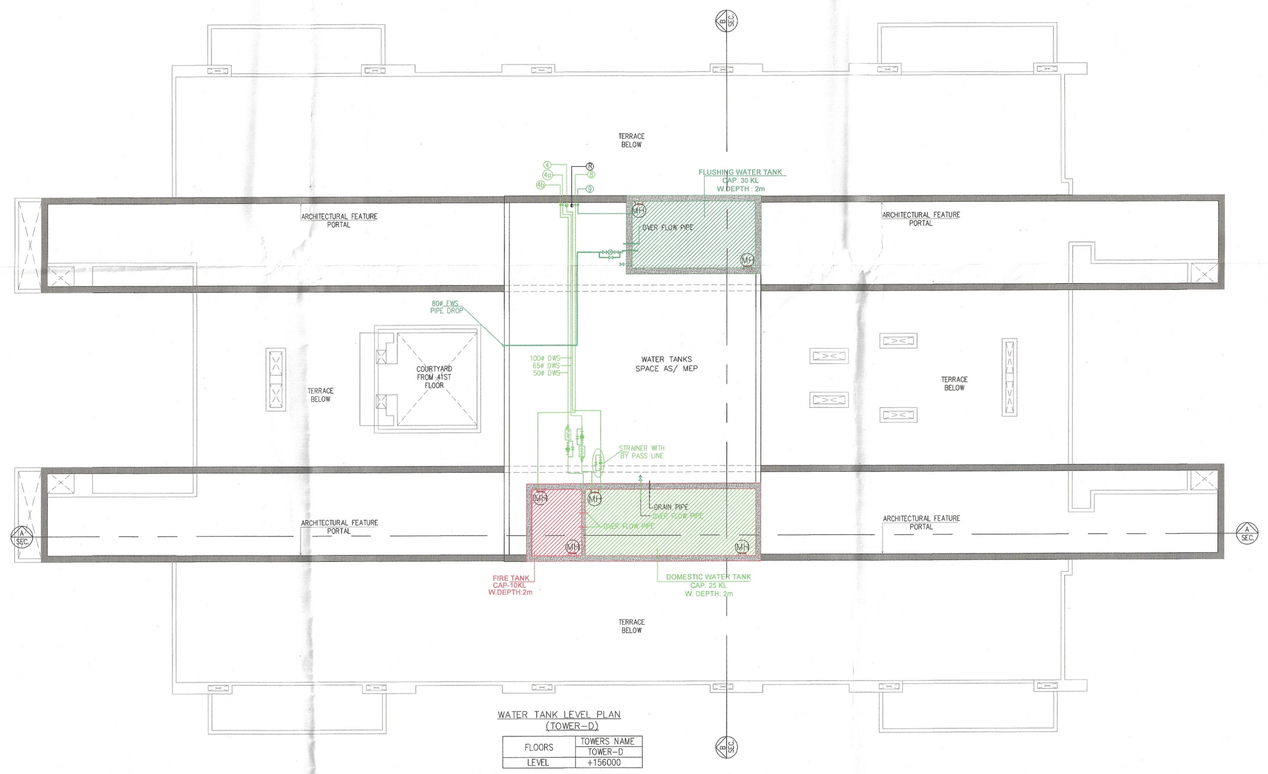

WATER TANK LEVEL PLAN
(TOWER-D)

FLOORS	TOWER NAME TOWER-D
LEVEL	+156000

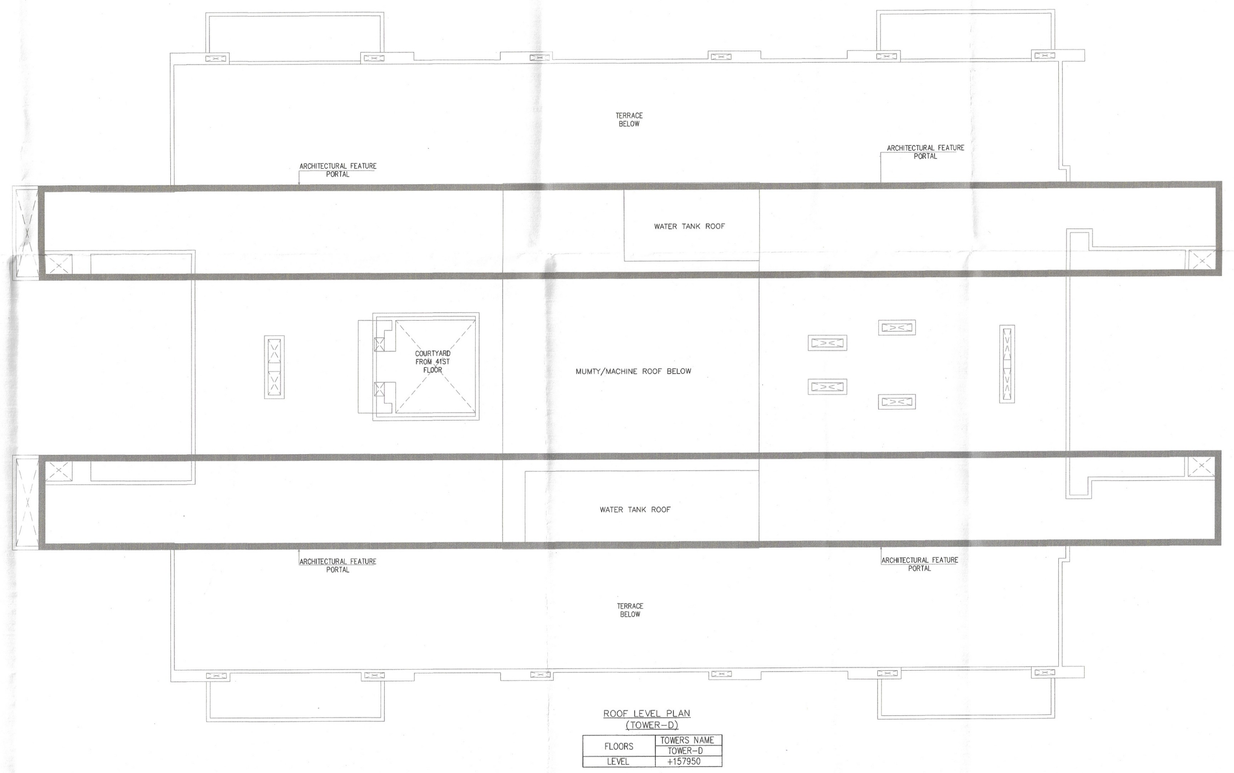

ROOF LEVEL PLAN
(TOWER-D)

FLOORS	TOWER NAME TOWER-D
LEVEL	+157950

Checked and found ok for Public Health (Internal) Service only subject to comments in in forwarding letter No. 2.5 371 33-DV.C / 2023

Superintending Engineer (HQ)
for Chief Engineer-1
HSVP, Panchkula

Note :-

1. BUILDING WILL BE DESIGNED (STRUCTURES) AS PER RELEVANT IS CODES FOR EARTH QUAKE RESISTANCE.

PROJECT

PROPOSED BUILDING PLAN OF RESIDENTIAL COLONY UNDER NEW INTEGRATED LICENSING POLICY(NILP) DATED 11.05.2022 ON LAND MEASURING 116.29625 ACRES (LICENCE NO. 219 OF 2023 DATED 25-10-23.) (AN AREA MEASURING 103.05625 ACRES MIGRATION FROM LICENCE NO. 27 OF 2012 DATED 02.04.2012 AND 13.24 ACRES AS FRESH AS FRESH APPLIED AREA) IN SECTOR -76 & 77, GURUGRAM MANESAR URBAN COMPLEX BEING DEVELOPED BY DLF LTD.IN COLLABORATION WITH LAND OWNERS AND IT S ASSOCIATE COMPANIES

DESIGN ARCHITECTS

Arcop Associates Pvt. Ltd.,
Plot No.-36B,Institutional Area,
Sector-32,Gurgaon,
Haryana-122001.

ASSOCIATE ARCHITECTS

RSMS ARCHITECTS PVT. LTD.
69,Nora Niwas Bhawani Kunj
(Behind D2), Vasant Kunj,
New Delhi-110070.
Tel.: 011-26898616,26898617
www.rsms-arch.com

ATP (HQ) S.T.P.(HQ) Member Secretary B.P.A.C. | S.T.P.(HQ) Member B.P.A.C. | S.T.P.(HQ) Member B.P.A.C.

Consultant Architect | ATP(HQ) | Ranjit Avtar Basni JD(HQ)

JD | P.A | A.T.P.

Town & Country Planner (HQ) Haryana, Chandigarh

SANCTIONED
TO BE READ WITH THIS OFFICE MEMO NO.: 4123 CU
DATED : 13-12-2023

ARCHITECT'S SEAL & SIGNATURE	OWNER'S SEAL & SIGNATURE
	For DLF Limited Authorised Signatory

SEP.-2023 | Scale : 1:100

Drawing Title:-
41ST PENTHOUSE FLOOR ,TERRACE, MACHINE ROOM & WATER TANK, ROOF PLAN (TOWER -D)

Drawing No:- TA-05