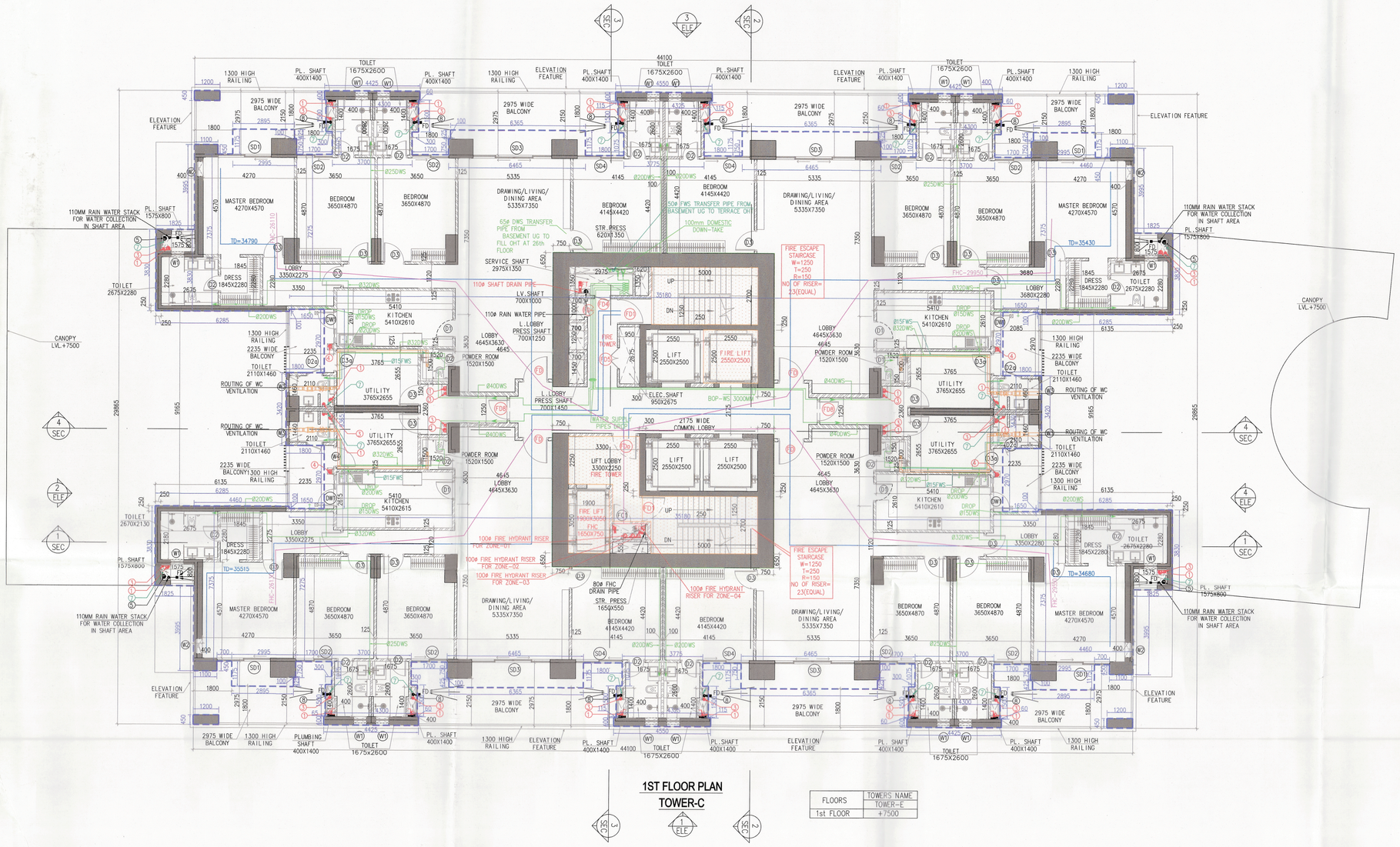

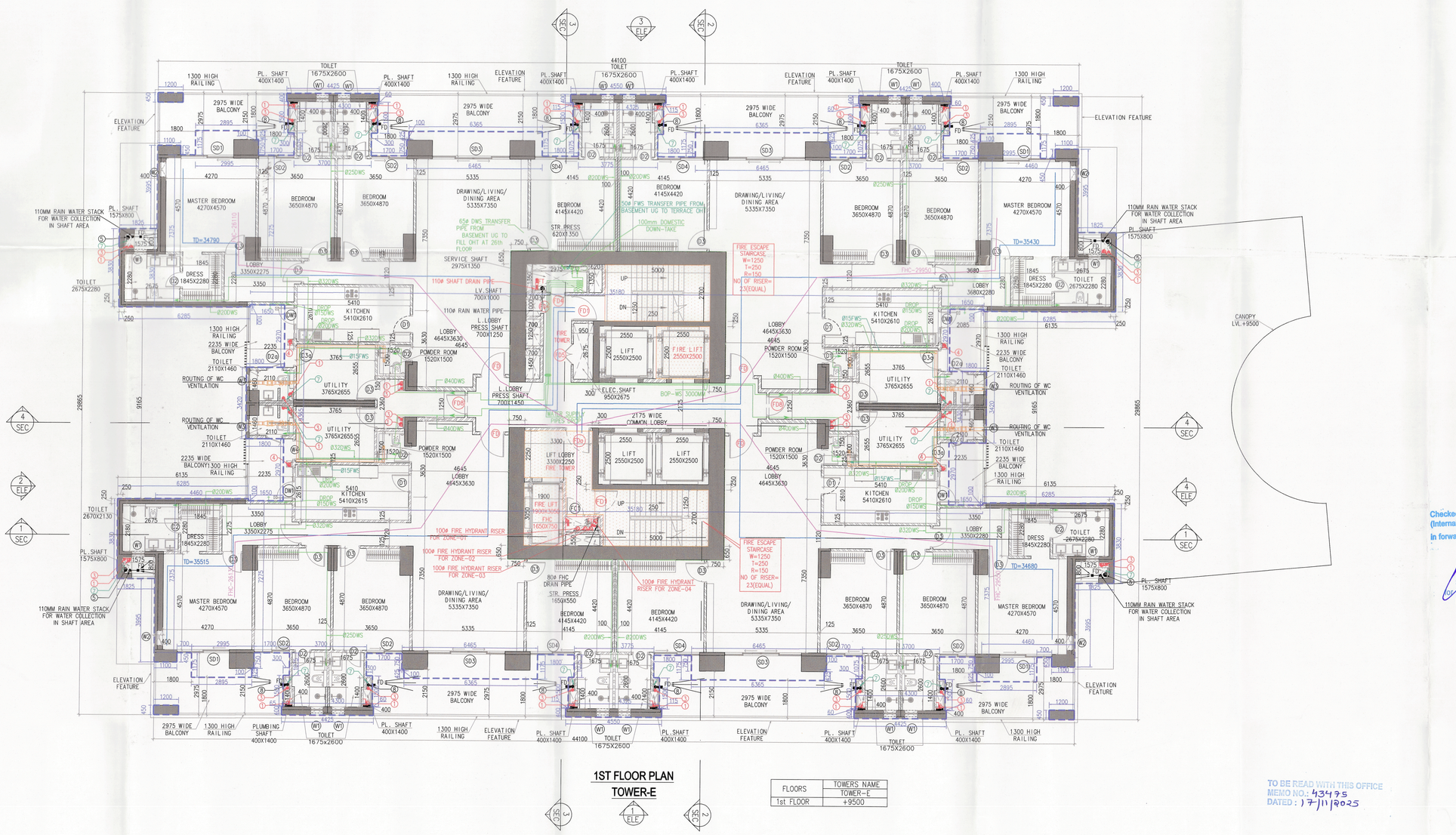

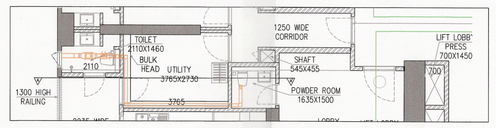

PART PLAN /POWDER ROOM

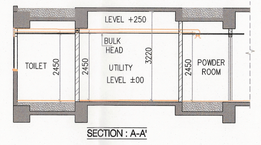

SECTION : A-A'

TYPICAL MECHANICAL VANTILATION CALCULATION FOR POWDER ROOM

S. NO.	LOCATION	AREA (Sq.ft)	HEIGHT (Ft.)	VOLUME (Cu.ft)	DESIGN CFM	SELECTED EXHAUST FAN	FAN SIZE DIA	EXHAUST DUCT SIZE DIAMETER (mm)
1	TYPICAL MECHANICAL VANTILATION FOR POWDER ROOM							
1.1	POWDER ROOM	26.4	9	238	47.60	1#100cfm cassette in line fan	150	110(OD)

LEGEND :-

	1	160 OD uPVC SWR CLASS B SOIL / WASTE & VENT PIPE
	2	110 OD uPVC SWR CLASS B ANTISYPHONE PIPE
	4	160 OD uPVC SWR CLASS B KITCHEN WASTE PIPE
	5	160 OD uPVC SWR CLASS A RAIN WATER DOWNTAKE PIPE
	6	DOMESTIC WATER SUPPLY
	7	DOWNTAKE PIPE (GI /CLASS C)
	8	FLUSHING WATER SUPPLY
	9	DOWNTAKE PIPE (GI /CLASS C)
	10	110 OD uPVC SWR CLASS A BALCONY DRAIN PIPE
F.D.		FLOOR DRAIN
DWS		DOMESTIC WATER SUPPLY
FWS		FLUSHING WATER SUPPLY
PRS		PRESSURE REDUCING VALVE STATION

DIMENSION LEGEND

1525	ARCHITECTURE DIM.
1525	AREA DIM.

DOOR AND WINDOW SCHEDULE (TYPICAL AND REFUSE FLOOR)

SR. NO.	NAME	ROUGH OPENING	ROUGH OPENING HEIGHT	SILL LVL	LINTEL LVL	LOCATION	TYPE
1	D1	900	2420	0	2420	KITCHEN	UPVC
2	D2	800	2420	0	2420	TOILETS & UTILITY& POWDER ROOM	UPVC
3	D2a	800	2200	0	2200	STAFF TOILET	UPVC
4	D3	1000	2420	0	2420	BEDROOMS, UTILITY, UNISEX TOILET	UPVC
5	D3a	1000	2200	0	2200	UTILITY BALCONY	UPVC
6	SD1	2495	2600	0	2600	MASTER BEDROOM	UPVC
7	SD2	1700	0	0	0	BEDROOM 2,3, MULTIPURPOSE PLAYROOM	UPVC
8	SD3	3700	2600	0	2600	LIVING ROOM	UPVC
9	SD4	2165	2600	0	2600	BEDROOM 4	UPVC
10	DW1	1500	1550	1050	2600	KITCHEN	UPVC
11	W1	600	1300	1350	2450	TOILET	UPVC
12	W2	700	1550	1050	2600	MASTER BEDROOM	UPVC
13	W3	600	1550	1050	2600	UTILITY TOILET	UPVC
14	W4	1000	1150	1050	2200	SERVICE AREA, STORE ROOM	UPVC
15	W7	600	1450	1350	2800	MASTER BEDROOM TOILET	UPVC
16	FD	1200	2420	0	2420	ENTRANCE DOOR	2HR FIRE RATED
17	FDa	1200	2420	0	2420	FIRE TOWER	2HR FIRE RATED
18	FD1	1200	2150	0	2150	STAIRCASE	2HR FIRE RATED
19	FD4	750	2050	100	2150	SERVICE & LV SHAFT	2HR FIRE RATED
20	FD5	1000	2050	100	2150	ELEC. SHAFT	2HR FIRE RATED
21	FC1	900	2050	100	2150	FHC	AS/VENDOR
22	FD8	1000	2420	0	2420	CORRIDOR	2HR FIRE RATED
23	FD9	2000	2420	0	2420	SOCIALIZED AREA	2HR FIRE RATED

Note :-

1. BUILDING WILL BE DESIGNED (STRUCTURES) AS PER RELEVANT IS CODES FOR EARTH QUAKE RESISTANCE.

PROJECT

REVISED(1ST REVISION) BUILDING PLANS OF PHASE-1(PRIVANA-SOUTH) FALLING UNDER RESIDENTIAL COLONY UNDER NEW INTEGRATED LICENSING POLICY(NILP) DATED 11.05.2022 ON LAND MEASURING 116.29625 ACRES (LICENCE NO. 219 OF 2023.DATED 25-10-23.) (AN AREA MEASURING 103.05625 ACRES MIGRATION FROM LICENCE NO. 27 OF 2012 DATED 02.04.2012 AND 13.24 ACRES AS FRESH AS FRESH APPLIED AREA) IN SECTOR -76 & 77, GURUGRAM MANESAR URBAN COMPLEX BEING DEVELOPED BY DLF LTD.IN COLLABORATION WITH LAND OWNERS AND IT' S ASSOCIATE COMPANIES

DESIGN ARCHITECTS

Arcop Associates Pvt. Ltd.,
Plot No.-36B,Institutional Area,
Sector-32,Gurgaon,
Haryana-122001.

SUBMISSION ARCHITECTS

RSMS ARCHITECTS PVT. LTD.
69,Nora Niwas Bhawani Kunj
(Behind D2), Vasant Kunj,
New Delhi-110070.
Tel.: 011-26898616,26898617
www.rsms-arch.com

KEY PLAN

This is a "PROVISIONAL BUILDING PLAN" approved only for the purpose of inviting Objections from the general public

Checked and found ok for Public Health& T.P (HQ) (Internal) Service only subject to compliance in forwarding letter No. 3559 Dt. 21/11/2025

S.T.P.(Q) Member B.P.A.C. | C.T.P.(HR.) Chairman B.P.A.C.

Superintending Engineer (HQ), Circle Engineer-I HSVP, Panchkula

DTP(HQ) | ATP(HQ) | JD(HQ) Member B.P.A.C.

DINESH KUMAR

ARCHITECT'S SEAL & SIGNATURE	OWNER'S SEAL & SIGNATURE
	DLF Limited Authorised Signatory

JAN.-2025 | Scale : 1:100 | NORTH

Drawing Title:- 1ST FLOOR PLAN (TOWER-C & E)

Drawing No:- TA-04a

1-06052025

TO BE READ WITH THIS OFFICE MEMO NO.:- 43495 DATED :- 17/11/2025