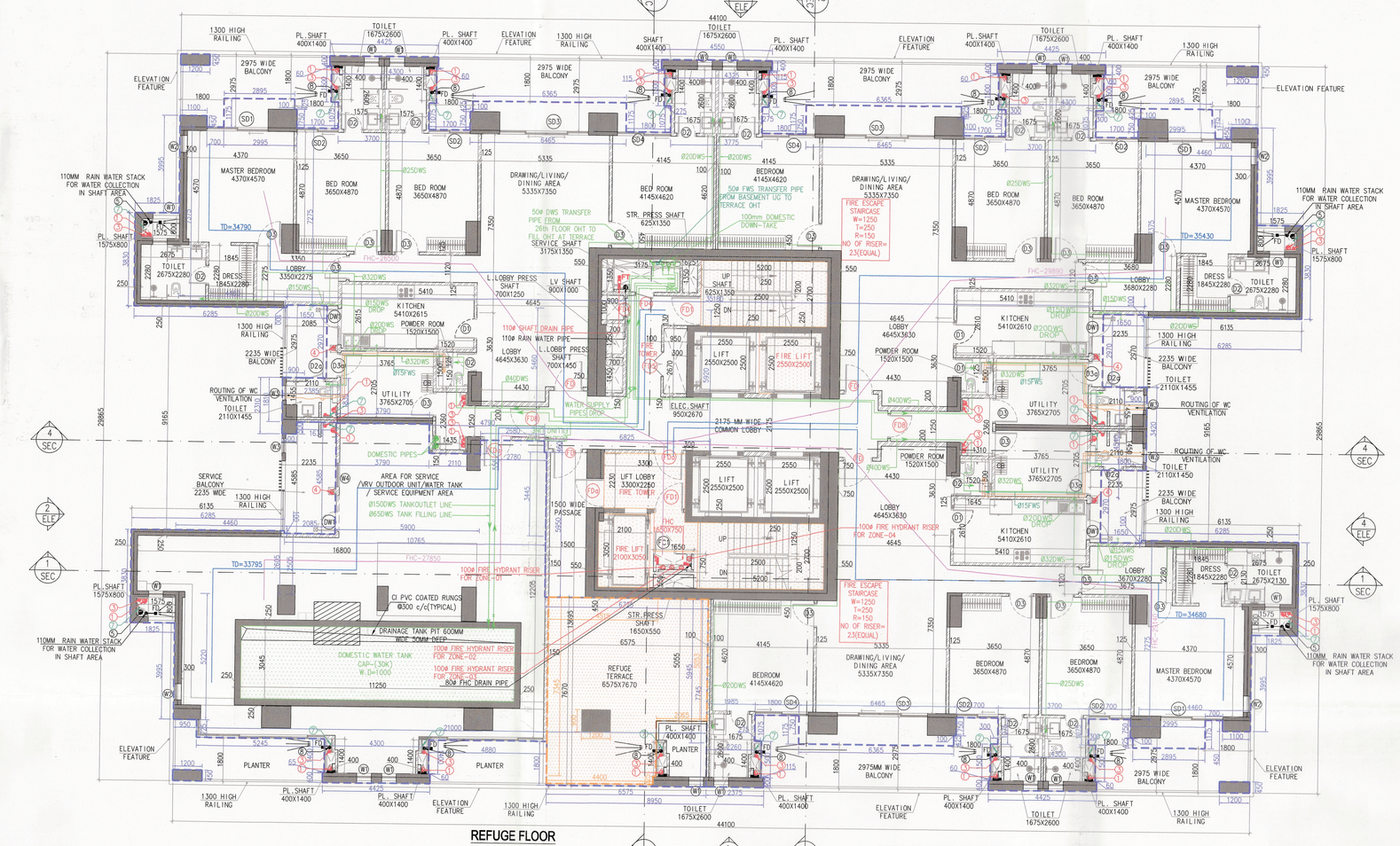
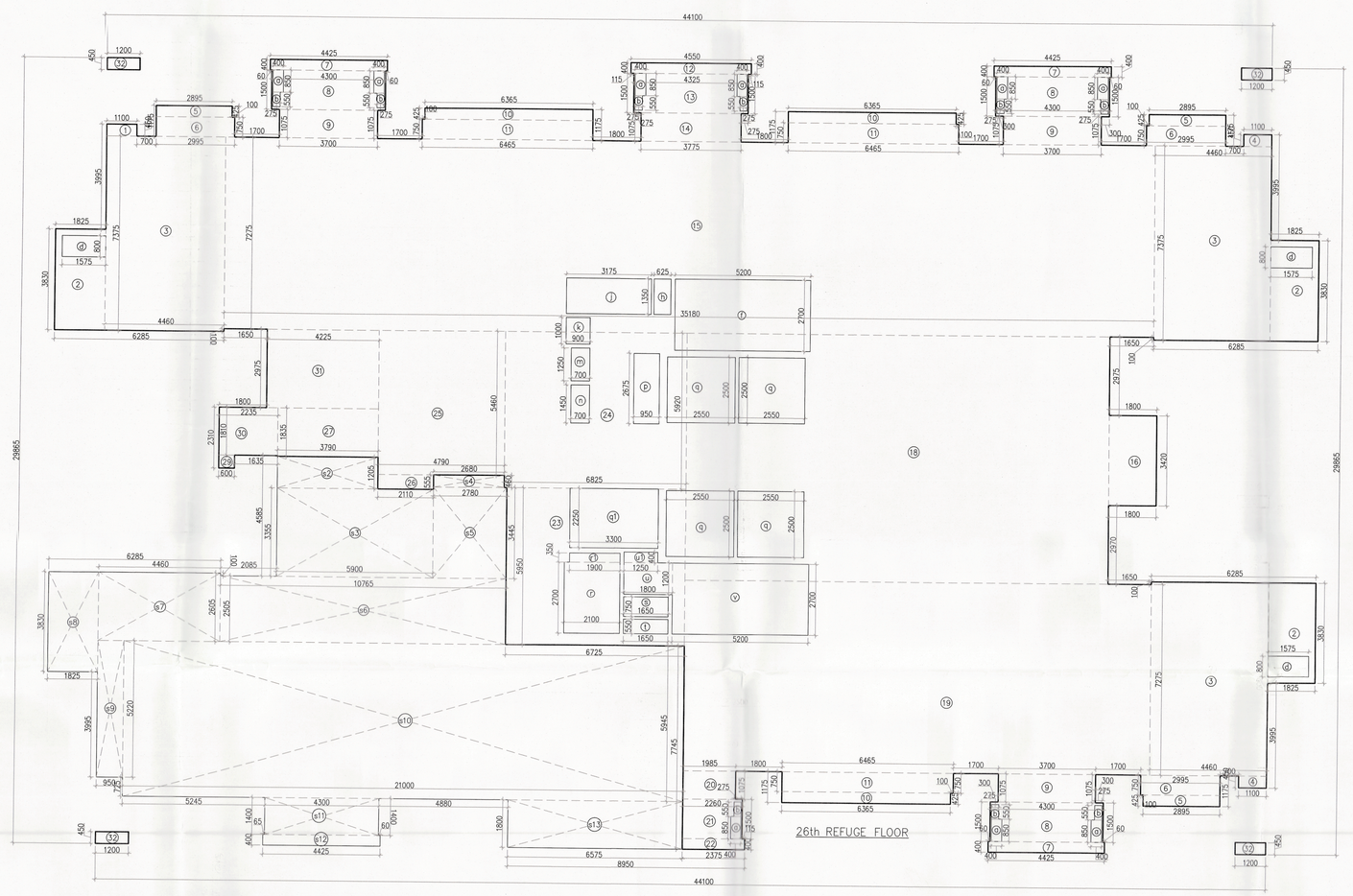


REFUGE FLOOR
AT 26TH FLOOR
TOWER-A ,C & E

FLOORS	TOWERS NAME		
	TOWER-A	TOWER-C	TOWER-E
26TH FLOOR	+92350	+92500	+94500



26th REFUGE FLOOR

AREA CALCULATION OF 26TH REFUGE FLOOR								
GROSS – A								
1	3	X	1.100	X	0.450	=	0.495	SQM
2	3	X	1.825	X	3.830	=	20.969	SQM
3	3	X	4.460	X	2.375	=	95.678	SQM
4	2	X	1.100	X	0.450	=	0.990	SQM
5	3	X	2.895	X	0.425	=	3.691	SQM
6	3	X	4.425	X	0.450	=	5.738	SQM
7	3	X	4.425	X	0.750	=	9.956	SQM
8	3	X	4.300	X	1.500	=	19.350	SQM
9	3	X	3.700	X	1.075	=	11.933	SQM
10	3	X	6.365	X	0.425	=	8.115	SQM
11	3	X	6.465	X	0.750	=	14.546	SQM
12	3	X	4.550	X	0.400	=	7.280	SQM
13	1	X	4.325	X	1.500	=	6.488	SQM
14	1	X	3.779	X	1.075	=	4.062	SQM
15	1	X	61.180	X	7.275	=	445.106	SQM
16	1	X	16.040	X	3.360	=	160.315	SQM
17	1	X	17.890	X	7.275	=	130.159	SQM
18	1	X	1.885	X	1.075	=	2.134	SQM
19	1	X	2.280	X	1.500	=	3.330	SQM
20	1	X	2.373	X	0.400	=	0.950	SQM
21	1	X	5.720	X	5.950	=	40.014	SQM
22	1	X	5.825	X	5.500	=	20.404	SQM
23	1	X	4.790	X	5.460	=	26.153	SQM
24	1	X	4.790	X	5.460	=	26.153	SQM
25	1	X	3.790	X	0.725	=	2.747	SQM
26	1	X	3.600	X	0.500	=	9.000	SQM
27	1	X	2.235	X	1.810	=	4.045	SQM
28	1	X	4.223	X	2.975	=	12.559	SQM
29	1	X	1.200	X	0.450	=	2.160	SQM
					TOTAL	=	884.427	SQM
GROSS – B								
9	3	X	0.450	X	0.850	=	3.060	SQM
3	3	X	0.275	X	0.650	=	1.361	SQM
3	3	X	1.575	X	0.800	=	5.670	SQM
1	1	X	5.200	X	2.700	=	14.040	SQM
1	1	X	0.825	X	1.350	=	3.844	SQM
1	1	X	1.173	X	1.350	=	4.286	SQM
1	1	X	0.900	X	1.000	=	0.900	SQM
1	1	X	0.700	X	1.250	=	0.875	SQM
1	1	X	0.700	X	1.450	=	1.015	SQM
1	1	X	0.950	X	1.075	=	1.021	SQM
4	1	X	2.550	X	2.500	=	25.500	SQM
1	1	X	3.300	X	2.250	=	7.425	SQM
1	1	X	3.100	X	2.700	=	5.670	SQM
1	1	X	1.900	X	0.350	=	0.665	SQM
1	1	X	1.650	X	0.750	=	1.238	SQM
1	1	X	1.650	X	0.550	=	0.908	SQM
1	1	X	1.800	X	1.200	=	2.160	SQM
1	1	X	1.800	X	0.500	=	0.900	SQM
1	1	X	5.200	X	2.700	=	14.040	SQM
					TOTAL	=	98.808	SQM

TOTAL FAR AREA OF 26TH REFUGE FLOOR	=	GROSS – A	GROSS – B
	=	884.427	98.808
	=	783.619 SQM	

BUILTUP AREA OF 26TH REFUGE FLOOR								
GROSS – C								
1	1	X	5.200	X	2.700	=	14.040	SQM
u	1	X	1.800	X	1.200	=	2.160	SQM
u	1	X	1.800	X	0.900	=	1.620	SQM
u	1	X	5.200	X	2.700	=	14.040	SQM
s2	1	X	3.790	X	1.200	=	4.548	SQM
s3	1	X	3.900	X	1.300	=	10.706	SQM
s4	1	X	2.682	X	0.460	=	1.233	SQM
s5	1	X	2.780	X	1.440	=	9.577	SQM
s6	1	X	10.760	X	2.500	=	26.900	SQM
s7	1	X	4.460	X	2.600	=	11.618	SQM
s8	1	X	1.825	X	3.830	=	6.990	SQM
s9	1	X	2.373	X	0.400	=	0.949	SQM
s10	1	X	21.000	X	5.950	=	124.845	SQM
s11	1	X	4.300	X	1.450	=	6.235	SQM
s12	1	X	4.425	X	0.400	=	1.770	SQM
s13	1	X	6.575	X	1.850	=	11.833	SQM
					TOTAL	=	260.815	SQM

TOTAL BUILTUP AREA OF 26TH REFUGE FLOOR	=	FAR AREA	-	GROSS – C
	=	783.619	-	260.815
	=	1094.534 SQM		
TOTAL NON FAR AREA OF 26TH REFUGE FLOOR	=	BUILTUP AREA	-	FAR AREA
	=	260.915 SQM		

REFUGE AREA CALCULATION - 26TH. REFUGE FLOOR								
GROSS – A								
r1	=	1	X	2.065	X	5.053	=	10.434 SQM
r2	=	1	X	4.400	X	0.325	=	1.430 SQM
r3	=	1	X	7.345	X	4.515	=	33.163 SQM
					TOTAL		=	45.027 SQM
GROSS – B								
x1	=	1	X	1.200	X	0.900	=	1.080 SQM
					TOTAL		=	1.080 SQM
TOTAL REFUGE AREA	=	GROSS – A	-	GROSS – B				
	=	45.027	-	1.080				
	=	43.947	SQM					
GROSS AREA OF 26TH. FLOOR (REFUGE)	=	789.399	SQM					
GROSS AREA OF TYPICAL(21ST TO 25TH & 27TH TO 30TH) FLOOR	=	1005.404	SQM					
TOTAL	=	1794.794	SQM					
TOTAL NO. OF OCCUPANT	=	1794.794/12.5	=	144	PERSONS			
REFUGE AREA REQUIRED	=	144X0.3	+	0.9(ADDITIONAL SPACE TO ACCOMMODATE WHEEL CHAIR SPACE @0.9 SQM PER 200 POPULATION)				
	=	43.200	+	0.9				
	=	44.100	SQM					
REFUGE AREA PROVIDED	=	43.947	SQM					

LIFT CAPACITY			
SR. NO.	Shaft Size (mm)	Car Size (mm)	Capacity
1	2550x2450	2000x1550x2700	25PI 1360Kg
2	1900x3000	1100x2300x2700	16PI 1088Kg
3	2550x2450	1630x1900x2700	20PI 1360Kg

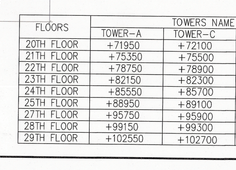
DOOR AND WINDOW SCHEDULE (TYPICAL AND REFUSE FLOOR)						
SR. NO.	NAME	ROUGH OPENING	ROUGH OPENING HEIGHT	SILL LVL	LINTEL LVL	LOCATION	TYPE
1	D1	900	2420	0	2420	KITCHEN	UPVC
2	D2	800	2420	0	2420	TOILETS & UTILITY& POWDER ROOM	UPVC
3	D2a	800	2300	0	2300	STAFF TOILET	UPVC
4	D3	1000	2420	0	2420	BEDROOM3, UTILITY, UNDER TOILET	UPVC
5	D3a	1000	2200	0	2200	UTILITY BALCONY	UPVC
6	SD1	2685	3600	0	3600	MASTER BEDROOM	UPVC
7	SD2	1700	0	0	0	BEDROOM 2,3, MULTIPUPUSE ROOM,DEN	UPVC
8	SD3	1700	2600	0	2600	LIVING ROOM	UPVC
9	SD4	2165	2600	0	2600	BEDROOM 4	UPVC
10	DW1	1500	1550	1050	2600	KITCHEN	UPVC
11	W1	600	1100	1350	2450	TOILET	UPVC
12	W2	700	1550	1050	2600	MASTER BEDROOM	UPVC
13	W3	600	1550	1050	2600	UTILITY TOILET	UPVC
14	W4	1000	1150	1050	2200	SERVICE AREA, STORE ROOM	UPVC
15	W7	600	1450	1350	2800	MASTER BEDROOM TOILET	UPVC
16	FD	1200	2420	0	2420	ENTRANCE DOOR	2HR FIRE RATED
17	FD1	1200	2420	0	2420	FIRE TOWER	2HR FIRE RATED
18	FD3	1200	2150	0	2150	STAIRCASE	2HR FIRE RATED
19	FD4	750	2050	100	2150	SERVICE & LIFT SHAFT	2HR FIRE RATED
20	FD5	1000	2050	100	2150	ELEC. SHAFT	2HR FIRE RATED
21	FD3	800	2050	100	2150	FHC	AS/VENTION
22	FDB	1000	2420	0	2420	CORRIDOR	2HR FIRE RATED
23	FDB	2000	2420	0	2420	SOCIALIZED AREA	2HR FIRE RATED

LEGEND :–

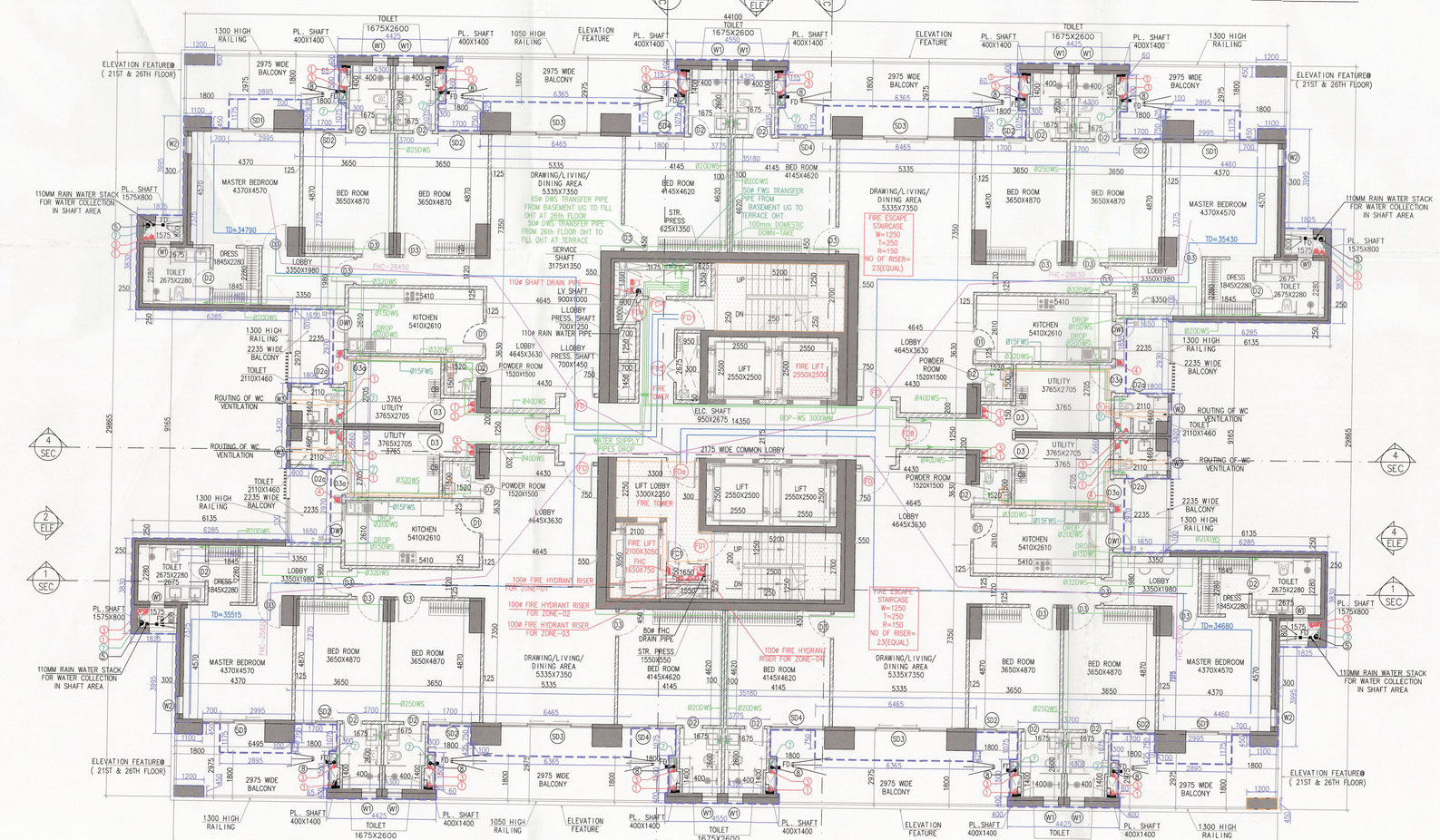
	160 OD uPVC SWR CLASS B SOIL / WASTE & SOIL PIPE
	110 OD uPVC SWR CLASS B SOIL / WASTE PIPE
	160 OD uPVC SWR CLASS B KITCHEN WASTE PIPE
	160 OD uPVC SWR CLASS A RAIN WATER DOWNTAKE PIPE
DWS	DOMESTIC WATER SUPPLY
	DOWNTAKE PIPE OD CLASS C)
FWS	FLUSHING WATER SUPPLY
	DOWNTAKE PIPE OD CLASS C)
	110 OD uPVC SWR CLASS A BALCONY DRAIN PIPE
F.D.	FLOOR DRAIN
DWS	DOMESTIC WATER SUPPLY
FWS	FLUSHING WATER SUPPLY
PRS	PRESSURE REDUCING VALVE STATION

PART PLAN (POWDER ROOM)

SECTION : A-A

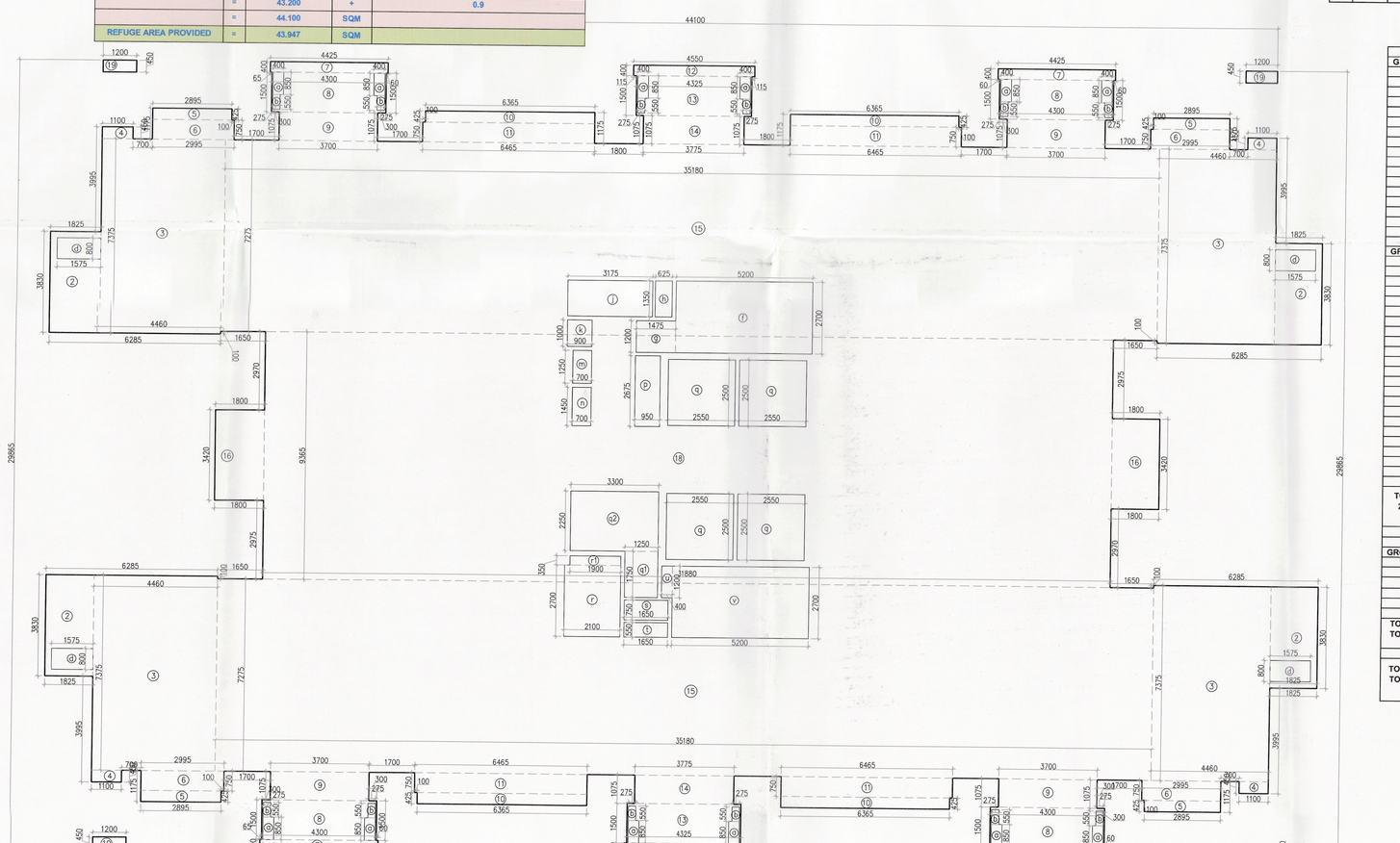


26th REFUGE FLOOR



TYPICAL FLOOR PLAN
(20TH TO 25TH & 27TH TO 29TH FLOOR)
TOWER-A ,C & E

FLOORS	TOWERS NAME		
	TOWER-A	TOWER-C	TOWER-E
20TH FLOOR	+71850	+72100	+74100
21TH FLOOR	+75350	+75500	+77500
22TH FLOOR	+78750	+78900	+80900
23TH FLOOR	+82150	+82300	+84300
24TH FLOOR	+85550	+85700	+87700
25TH FLOOR	+88950	+89100	+91100
27TH FLOOR	+95750	+95900	+97900
28TH FLOOR	+99150	+99300	+101300
29TH FLOOR	+102550	+102700	+104700



TYPICAL(20TH TO 25TH ,27TH TO 34TH & 36TH TO 40TH)FLOOR

TYPICAL(20TH TO 25TH ,27TH TO 34TH & 36TH TO 40TH)								
GROSS – A								
3	4	X	1.825	X	3.830	=	27.969	SQM
3	4	X	4.460	X	2.375	=	121.574	SQM
4	4	X	1.100	X	0.450	=	1.980	SQM
3	4	X	2.895	X	0.425	=	4.922	SQM
3	4	X	2.995	X	0.750	=	8.985	SQM
3	4	X	4.425	X	0.450	=	7.080	SQM
3	4	X	4.300	X	1.500	=	25.800	SQM
3	4	X	3.700	X	1.075	=	15.910	SQM
3	4	X	6.365	X	0.425	=	10.821	SQM
3	4	X	6.465	X	0.750	=	19.399	SQM
3	2	X	4.550	X	0.400	=	3.640	SQM
1	4	X	4.325	X	1.500	=	12.975	SQM
1	4	X	3.779	X	1.075	=	8.116	SQM
1	4	X	61.180	X	7.275	=	511.866	SQM
1	4	X	16.800	X	3.420	=	92.312	SQM
1	4	X	31.890	X	8.395	=	298.594	SQM
1	4	X	1.200	X	0.450	=	2.160	SQM
					TOTAL	=	1104.049	SQM
GROSS – B								
a	12	X	0.400	X	0.850	=	4.080	SQM
b	12	X	0.275	X	0.550	=	1.815	SQM
d	4	X	1.575	X	0.800	=	5.040	SQM
f	1	X	5.200	X	2.700	=	14.040	SQM
g	1	X	1.475	X	1.200	=	1.770	SQM
h	1	X	0.625	X	1.350	=	0.844	SQM
j	1	X	3.178	X	1.350	=	4.286	SQM
k	1	X	0.900	X	1.000	=	0.900	SQM
m	1	X	0.700	X	1.250	=	0.875	SQM
n	1	X	0.700	X	1.450	=	1.015	SQM
p	1	X	0.950	X	2.675	=	2.541	SQM
q	4	X	2.550	X	2.500	=	25.500	SQM
q1	1	X	1.250	X	1.750	=	2.188	SQM
q2	1	X	3.300	X	2.250	=	7.425	SQM
r	1	X	2.100	X	2.700	=	5.670	SQM
s	1	X	1.900	X	0.350	=	0.665	SQM
s	1	X	1.650	X	0.750	=	1.238	SQM
t	1	X	1.650	X	0.550	=	0.908	SQM
v	1	X	0.400	X	1.200	=	0.480	SQM
v	1	X	5.200	X	2.700	=	14.040	SQM
					TOTAL	=	95.319	SQM

TOTAL FAR AREA OF TYPICAL (20TH TO 25TH ,27TH TO 34TH & 36TH TO 40TH) FLOOR	=	GROSS – A	-	GROSS – B
	=	1104.049	-	95.319
	=	1008.731 SQM		

BUILTUP AREA								
GROSS – C								
1	1	X	5.200	X	2.700	=	14.040	SQM
g	1	X	1.475	X	1.200	=	1.770	SQM
u	1	X	1.800	X	1.200	=	2.160	SQM
v	1	X	5.200	X	2.700	=	14.040	SQM
			TOTAL	=			30.330	SQM

TOTAL BUILTUP AREA OF TYPICAL (20TH TO 25TH ,27TH TO 34TH & 36TH TO 40TH) FLOOR	=	FAR AREA	-	GROSS – C
	=	1008.731	-	30.330
	=	1038.061 SQM		
TOTAL NON FAR AREA OF TYPICAL(20TH TO 25TH ,27TH TO 34TH & 36TH TO 40TH) FLOOR	=	BUILTUP AREA	-	FAR AREA
	=	1038.061	-	1008.731
	=	30.330 SQM		

TYPICAL(20TH TO 25TH ,27TH TO 34TH & 36TH TO 40TH)FLOOR

Note :–

1. BUILDING WILL BE DESIGNED (STRUCTURES) AS PER RELEVANT IS CODES FOR EARTH QUAKE RESISTANCE.

PROJECT

REVISED(1ST REVISION) BUILDING PLANS OF PHASE-1(PRIVANA-SOUTH) FALLING UNDER RESIDENTIAL COLONY UNDER NEW INTEGRATED LICENSING POLICY(NILP) DATED 11.05.2022 ON LAND MEASURING 116.29625 ACRES (LICENCE NO. 219 OF 2023.DATED 25-10-23.) (AN AREA MEASURING 103.05625 ACRES MIGRATION FROM LICENCE NO. 27 OF 2012 DATED 02.04.2012 AND 13.24 ACRES AS FRESH AS FRESH APPLIED AREA) IN SECTOR -76 & 77, GURUGRAM MANESAR URBAN COMPLEX BEING DEVELOPED BY DLF LTD.IN COLLABORATION WITH LAND OWNERS AND IT' S ASSOCIATE COMPANIES


DESIGN ARCHITECTS

Arcop Associates Pvt. Ltd.,
Plot No.–36B,Institutional Area,
Sector–32,Gurgaon,
Haryana–122001.

SUBMISSION ARCHITECTS

RSMS ARCHITECTS

RSMS ARCHITECTS PVT. LTD.
69,Nora Niwas Bhawani Kunj
(Behind D2), Vasant Kunj,
New Delhi–110070.
Tel.: 011–26898616,26898617
www.rsms–arch.com



KEY PLAN

This is a "PROVISIONAL BUILDING PLAN" approved only for the purpose of inviting Objections from the general public

C.T.P.(HQ) Member Secretary B.P.A.C. | S.T.P.(G) Member B.P.A.C. | CTP.(NR) Chairman B.P.A.C.

JDT.P.(HQ) Member B.P.A.C. | DTP(HQ) | ATP(HQ)

DIRECTOR TOWN PLANNER PA(HQ)

ARCHITECT'S SEAL & SIGNATURE | OWNER'S SEAL & SIGNATURE

TO BE READ WITH THIS OFFICE MEMO NO.: 13473 DATED : 7/11/2025

DLF Limited

JAN.–2025 | Scale : 1:100 | NORTH

Checked and found ok for Public Health (Internal) Services. Nothing is left or overwrite in forwarding letter for 3.5.2.0 dy 31/12/2025

Executive Engineer
Chief Engineer I
HSVP, Panchkula

Drawing No:
TA-06

1–06052025

TYPICAL 20ST TO 25TH & 27TH TO 29TH FLOOR PLAN
26TH REFUGE FLOOR PLAN
OF AREA CALCULATION
(TOWER-A,C & E)