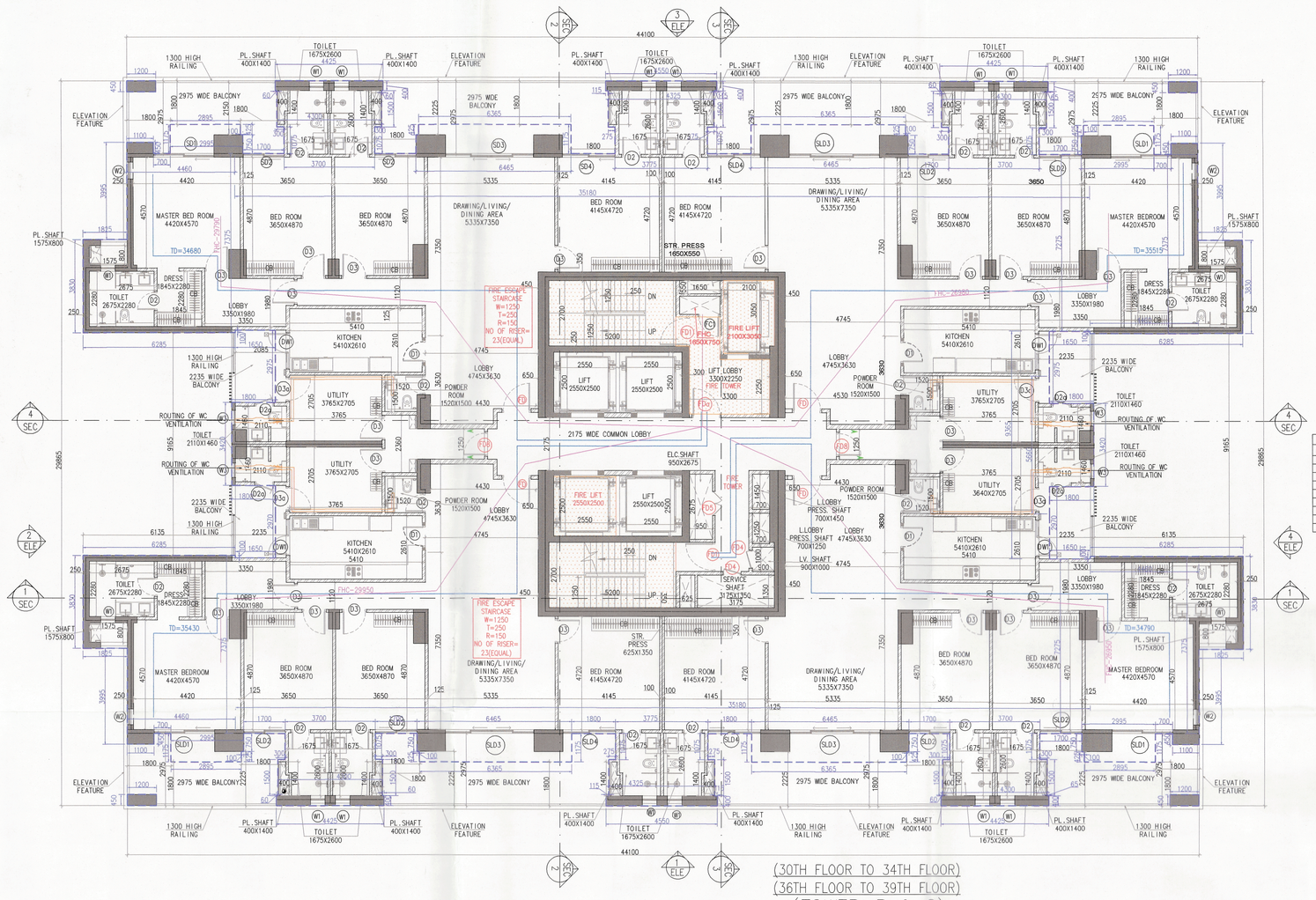
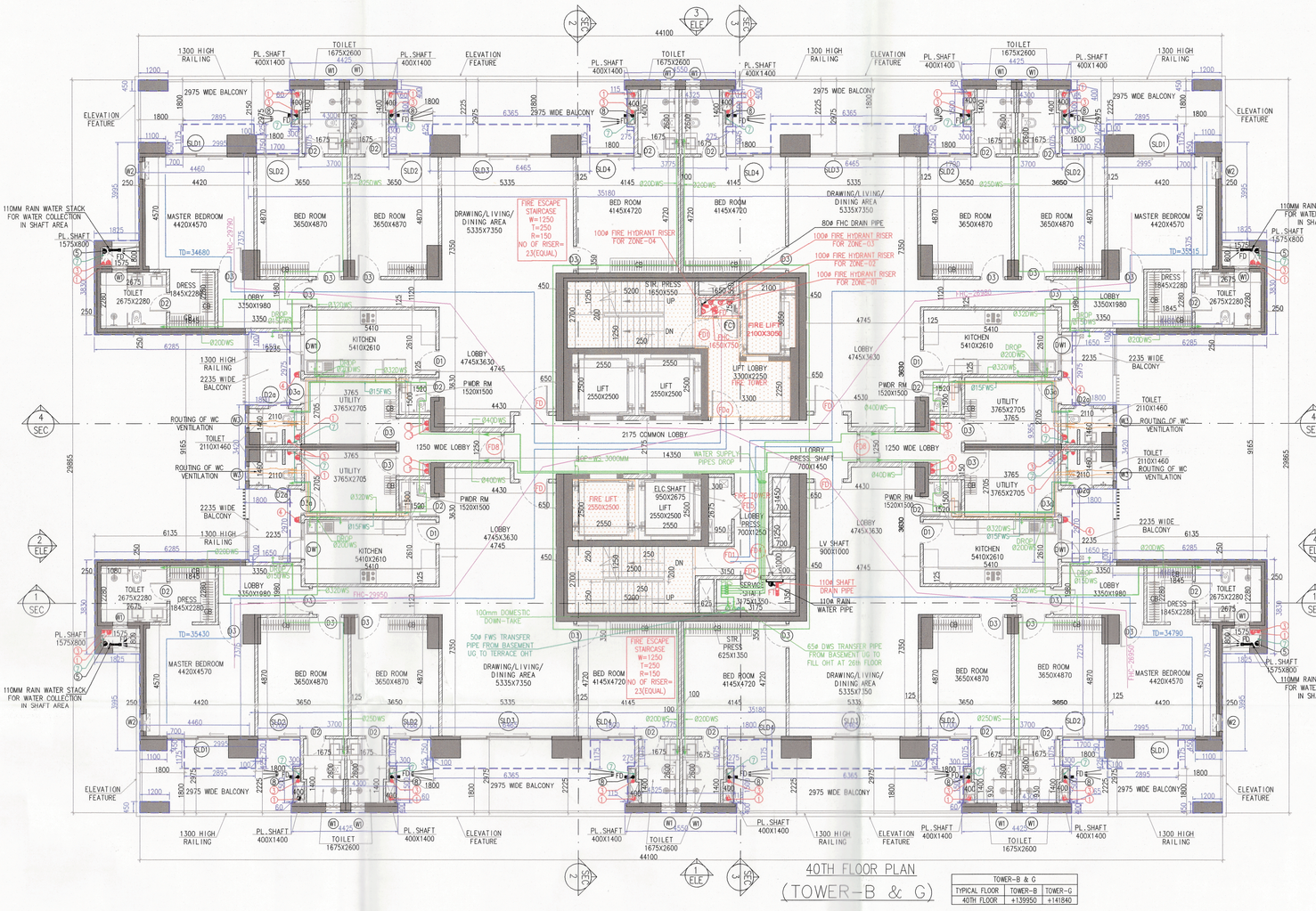


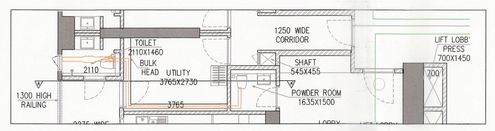
(30TH FLOOR TO 34TH FLOOR)
(36TH FLOOR TO 39TH FLOOR)
(TOWER-B & G)

TOWER-B & G		
TYPICAL FLOOR	TOWER-B	TOWER-G
30th FLOOR	+1135350	+1131450
31th FLOOR	+1139250	+1135350
32th FLOOR	+1143150	+1139250
33th FLOOR	+1147050	+1143150
34th FLOOR	+1150950	+1147050
36th FLOOR	+1158750	+1154850
37th FLOOR	+1162650	+1158750
38th FLOOR	+1166550	+1162650
39th FLOOR	+1170450	+1166550

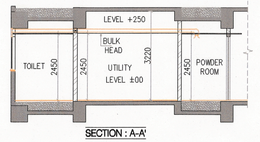


40TH FLOOR PLAN
(TOWER-B & G)

TOWER-B & G		
TYPICAL FLOOR	TOWER-B	TOWER-G
40th FLOOR	+1139950	+1141950



PART PLAN (POWDER ROOM)

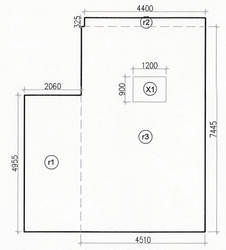


SECTION : A-A

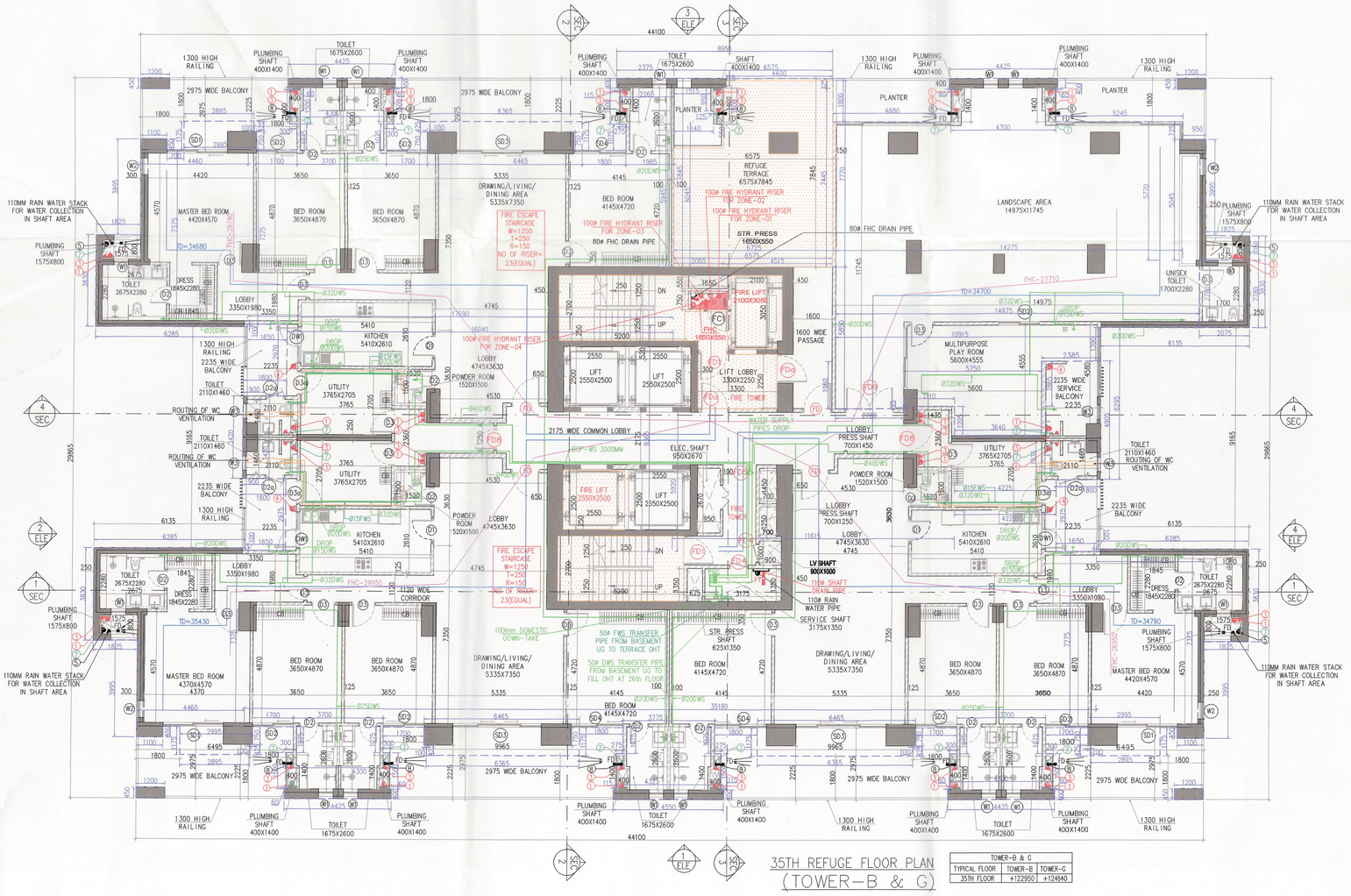
TYPICAL MECHANICAL VENTILATION CALCULATION FOR POWDER ROOM								
S. NO.	LOCATION	AREA (SQ.ft)	HEIGHT (Ft.)	VOLUME (Cu.ft)	DESIGN CFM	SELECTED EXHAUST FAN	FAN SIZE DIA	EXHAUST DUCT SIZE DIAMETER (mm)
1.1	POWDER ROOM	26.4	9	238	47.60	1#100cfm cassette in line fan	150	150(OD)

LEGEND :-

①	160 OD uPVC SWR CLASS S SOIL / WASTE & VENT PIPE	
②	110 OD uPVC SWR CLASS S ANTISYPHONE PIPE	
③	160 OD uPVC SWR CLASS S KITCHEN WASTE PIPE	
④	160 OD uPVC SWR CLASS A RAIN WATER DOWNTAKE PIPE	
⑤	DOMESTIC WATER SUPPLY DOWNTAKE PIPE (B CLASS C)	
⑥	FLUSHING WATER SUPPLY DOWNTAKE PIPE (B CLASS C)	
⑦	110 OD uPVC SWR CLASS A BALCONY DRAIN PIPE	
FD	FLOOR DRAIN	
DWS	DOMESTIC WATER SUPPLY	
FWS	FLUSHING WATER SUPPLY	
PRS	PRESSURE REDUCING VALVE STATION	



35th REFUGE FLOOR



35TH REFUGE FLOOR PLAN
(TOWER-B & G)

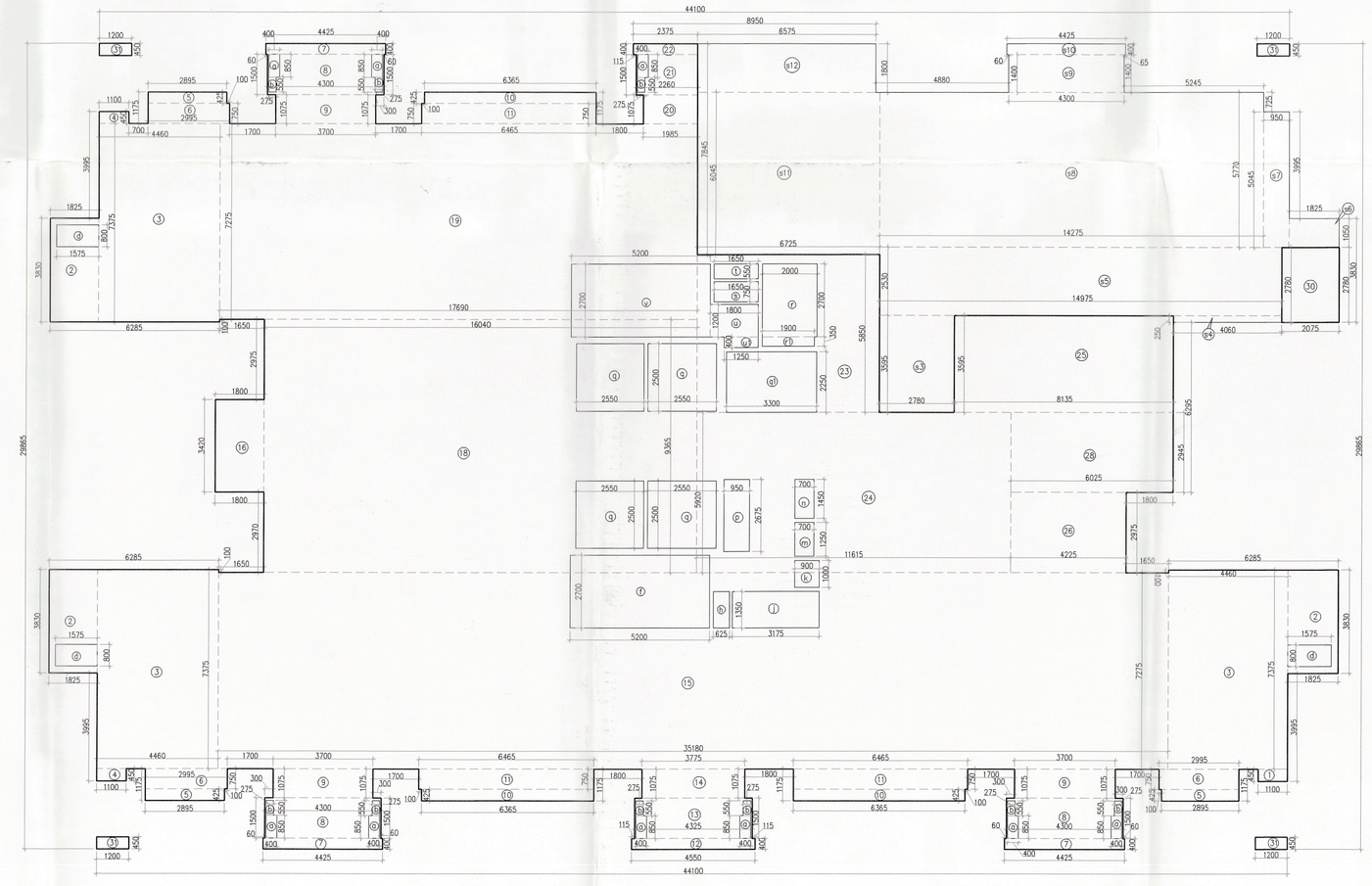
TOWER-B & G		
TYPICAL FLOOR	TOWER-B	TOWER-G
35th FLOOR	+1129950	+1126050

REFUGE AREA CALCULATION - 35TH. REFUGE FLOOR									
GROSS - A									
r1	=	1	X	2.060	X	4.995	=	10.289	SQM
r2	=	1	X	4.400	X	0.305	=	1.430	SQM
r3	=	1	X	4.510	X	7.445	=	33.577	SQM
						TOTAL	=	45.214	SQM
GROSS - B									
s1	=	1	X	1.200	X	0.900	=	1.080	SQM
						TOTAL	=	1.080	SQM
TOTAL REFUGE AREA	=	GROSS - A	+	GROSS - B					
	=	45.214		1.080					
	=	44.134	SQM						
GROSS AREA OF 35TH. FLOOR (REFUGE)	=	798.810	SQM						
GROSS AREA OF TYPICAL(31ST TO 34TH & 36TH TO 39TH) FLOOR	=	1006.133	SQM						
TOTAL	=	1804.943	SQM						
TOTAL NO. OF OCCUPANT	=	1804.943/12.5	=	144	PERSONS				
REFUGE AREA REQUIRED	=	144X0.3	+	0.9(ADDITIONAL SPACE TO ACCOMMODATE WHEEL CHAIR SPACE @0.9 SQM PER 200 POPULATION)					
	=	43.318	+	0.9					
	=	44.218	SQM						
REFUGE AREA PROVIDED	=	44.134	SQM						

DIMENSION LEGEND:
1525 — ARCHITECTURE DIM
1525 — AREA DIM

LIFT CAPACITY

Sr.No.	Shaft Size (mm)	Car Size (mm)	Capacity
1	2550x2450	2000x1550x2700	20PI 1360Kg
2	1900x3000	1100x2300x2700	16PI 1088Kg
3	2550x2450	1600x1900x2700	20PI 1360Kg



35th REFUGE FLOOR
TOWER-B & G

AREA CALCULATION OF 35TH REFUGE FLOOR							
GROSS - A							
1	1	X	1.150	X	0.450	=	0.495 SQM
2	3	X	1.825	X	3.830	=	20.969 SQM
3	3	X	1.460	X	7.375	=	38.678 SQM
4	3	X	1.100	X	0.450	=	0.990 SQM
5	3	X	1.150	X	2.850	=	9.833 SQM
6	3	X	2.850	X	4.425	=	37.799 SQM
7	3	X	4.425	X	0.400	=	5.310 SQM
8	3	X	4.425	X	1.500	=	19.912 SQM
9	3	X	3.700	X	1.075	=	11.833 SQM
10	3	X	6.365	X	0.425	=	8.113 SQM
11	3	X	6.469	X	0.730	=	14.546 SQM
12	3	X	4.500	X	0.400	=	1.800 SQM
13	1	X	4.323	X	1.500	=	6.485 SQM
14	1	X	4.323	X	1.075	=	4.646 SQM
15	1	X	39.180	X	7.275	=	285.039 SQM
16	1	X	18.040	X	7.275	=	131.238 SQM
17	1	X	18.040	X	8.300	=	149.732 SQM
18	1	X	17.690	X	7.275	=	128.695 SQM
19	1	X	1.985	X	1.075	=	2.134 SQM
20	1	X	2.260	X	1.500	=	3.390 SQM
21	1	X	2.375	X	0.400	=	0.950 SQM
22	1	X	6.725	X	5.850	=	39.341 SQM
23	1	X	6.811	X	6.922	=	68.761 SQM
24	1	X	8.135	X	3.595	=	29.245 SQM
25	1	X	4.225	X	2.875	=	12.599 SQM
26	1	X	6.025	X	2.945	=	17.744 SQM
27	1	X	2.075	X	1.400	=	2.905 SQM
28	1	X	1.200	X	2.450	=	2.940 SQM
					TOTAL	=	926.244 SQM
GROSS - B							
a	8	X	0.400	X	0.850	=	3.060 SQM
b	9	X	0.275	X	0.550	=	1.361 SQM
c	1	X	1.575	X	0.850	=	3.790 SQM
f	1	X	5.200	X	2.700	=	14.040 SQM
g	1	X	0.450	X	1.300	=	0.844 SQM
i	1	X	3.175	X	1.350	=	4.286 SQM
j	1	X	3.175	X	1.350	=	4.286 SQM
m	1	X	0.700	X	1.200	=	0.870 SQM
n	1	X	0.700	X	1.450	=	1.015 SQM
o	1	X	1.900	X	2.875	=	2.541 SQM
q	4	X	2.550	X	2.550	=	26.500 SQM
q1	1	X	3.300	X	2.250	=	7.425 SQM
r	1	X	2.100	X	2.700	=	5.670 SQM
r1	1	X	1.900	X	0.350	=	0.665 SQM
s	1	X	1.650	X	0.750	=	1.238 SQM
t	1	X	1.650	X	0.550	=	0.908 SQM
u	1	X	1.800	X	1.200	=	2.160 SQM
w1	1	X	1.200	X	0.400	=	0.480 SQM
v	1	X	5.200	X	2.700	=	14.040 SQM
					TOTAL	=	90.899 SQM
TOTAL FAR AREA OF 35TH REFUGE FLOOR	=	GROSS - A	-	GROSS - B			
	=	926.244	-	90.899			
	=	835.436	SQM				
BUILTUP AREA							
GROSS - C							
f	1	X	5.200	X	2.700	=	14.040 SQM
u	1	X	1.800	X	1.200	=	2.160 SQM
u1	1	X	1.250	X	0.400	=	0.500 SQM
k	1	X	2.780	X	1.350	=	3.753 SQM
k1	1	X	2.780	X	3.500	=	9.694 SQM
k4	1	X	4.060	X	0.260	=	1.055 SQM
k5	1	X	14.875	X	2.530	=	37.637 SQM
k6	1	X	1.825	X	1.050	=	1.916 SQM
k7	1	X	0.950	X	5.045	=	4.793 SQM
k8	1	X	14.275	X	5.772	=	82.367 SQM
k9	1	X	4.400	X	1.400	=	6.026 SQM
k10	1	X	4.425	X	0.400	=	1.770 SQM
k11	1	X	8.725	X	6.045	=	40.833 SQM
k12	1	X	8.975	X	1.800	=	11.835 SQM
					TOTAL	=	228.989 SQM
TOTAL BUILTUP AREA OF 35TH REFUGE FLOOR	=	FAR AREA	+	GROSS - C			
	=	835.436	+	228.989			
	=	1064.426	SQM				
TOTAL NON FAR AREA OF 35TH REFUGE FLOOR	=	BUILTUP AREA	-	FAR AREA			
	=	1064.426	-	835.436			
	=	228.989	SQM				

DOOR AND WINDOW SCHEDULE (TYPICAL AND REFUSE FLOOR)						
SR. NO.	NAME	ROUGH OPENING	ROUGH OPENING HEIGHT	SILL LVL	LINTEL LVL	LOCATION	TYPE
1	D1	900	2420	0	2420	KITCHEN	UPVC
2	D2	800	2420	0	2420	TOILETS & UTILITY& POWDER ROOM	UPVC
3	D2a	800	2200	0	2200	STAIR TOILET	UPVC
4	D3	1000	2420	0	2420	BEDROOMS, UTILITY, UNISEX TOILET	UPVC
5	D3a	1000	2200	0	2200	UTILITY BALCONY	UPVC
6	SD1	2495	2600	0	2600	MASTER BEDROOM	UPVC
7	SD2	1700	0	0	0	BEDROOM 2,3, MULTIPURPOSE PLAYROOM	UPVC
8	SD3	3700	2600	0	2600	LIVING ROOM	UPVC
9	SD4	2165	2600	0	2600	BEDROOM 4	UPVC
10	DW1	1500	1550	1050	2600	KITCHEN	UPVC
11	W1	600	1100	1350	2450	TOILET	UPVC
12	W2	700	1550	1050	2600	MASTER BEDROOM	UPVC
13	W3	600	1550	1050	2600	UTILITY TOILET	UPVC
14	W4	1000	1150	1050	2200	SERVICE AREA, STORE ROOM	UPVC
15	W7	600	1450	1350	2800	MASTER BEDROOM TOILET	UPVC
16	FD	1200	2420	0	2420	ENTRANCE DOOR	2HR FIRE RATED
17	FDa	1200	2420	0	2420	FIRE TOWER	2HR FIRE RATED
18	FD1	1200	2150	0	2150	STAIRCASE	2HR FIRE RATED
19	FD4	750	2050	100	2150	SERVICE & LV SHAFT	2HR FIRE RATED
20	FD5	1000	2050	100	2150	ELEC. SHAFT	2HR FIRE RATED
21	FC1	900	2050	100	2150	FHC	AS/VENDOR
22	FD8	1000	2420	0	2420	CORRIDOR	2HR FIRE RATED
23	FD9	2000	2420	0	2420	SOCIALIZED AREA	2HR FIRE RATED

Note :-

1. BUILDING WILL BE DESIGNED (STRUCTURES) AS PER RELEVANT IS CODES FOR EARTH QUAKE RESISTANCE.

PROJECT

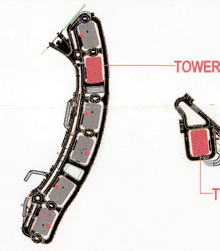
REVISED(1ST REVISION) BUILDING PLANS OF PHASE-1(PRIVANA-SOUTH) FALLING UNDER RESIDENTIAL COLONY UNDER NEW INTEGRATED LICENSING POLICY(NILP) DATED 11.05.2022 ON LAND MEASURING 116.29625 ACRES (LICENCE NO. 219 OF 2023.DATED 25-10-23.) (AN AREA MEASURING 103.05625 ACRES MIGRATION FROM LICENCE NO. 27 OF 2012 DATED 02.04.2012 AND 13.24 ACRES AS FRESH AS FRESH APPLIED AREA) IN SECTOR -76 & 77, GURUGRAM MANESAR URBAN COMPLEX BEING DEVELOPED BY DLF LTD.IN COLLABORATION WITH LAND OWNERS AND IT' S ASSOCIATE COMPANIES

DESIGN ARCHITECTS

Arcop Associates Pvt. Ltd.,
Plot No.-36B,Institutional Area,
Sector-32,Gurgaon,
Haryana-122001.

SUBMISSION ARCHITECTS

RSMS ARCHITECTS PVT. LTD.
69,Nora Niwas Bhawani Kunj
(Behind D2), Vasant Kunj,
New Delhi-110070.
Tel.:011-26898616,26898617
www.rsms-arch.com



This is a "PROVISIONAL BUILDING PLAN" approved only for the purpose of inviting Objections from the general public

S.T.P.(HQ) Member Secretary B.P.A.C. | S.T.P.(G) Member B.P.A.C. | CVO (HR) Chairman B.P.A.C.
DTP(HQ) | ATP(HQ) | DIRECTOR KUSHAL PAL(HQ)
C.A.O. | P.A. | P.P.
Recommend ok for Public Health C.E.(HQ) | Superintending Engineer (HQ) | Executive Engineer-I Gurugram
Approved subject to comments in the note sheet vide Memo No. 355210 Dated 31/12/2024
TO BE RELEASED BY OFFICE MEMO NO. 43795 DATED : 17/12/2025

ARCHITECT'S SEAL & SIGNATURE

OWNER'S SEAL & SIGNATURE
DLF Limited
Authorised Signatory

JAN.-2025 | Scale : 1:100 | NORTH

Drawing Title:-
TYPICAL 30TH TO 34TH,36TH TO 39TH & 40TH FLOOR PLAN
35TH REFUGE FLOOR
OF AREA CALCULATION
(TOWER-B & G)

Drawing No.:-
TB-06

1-06052025