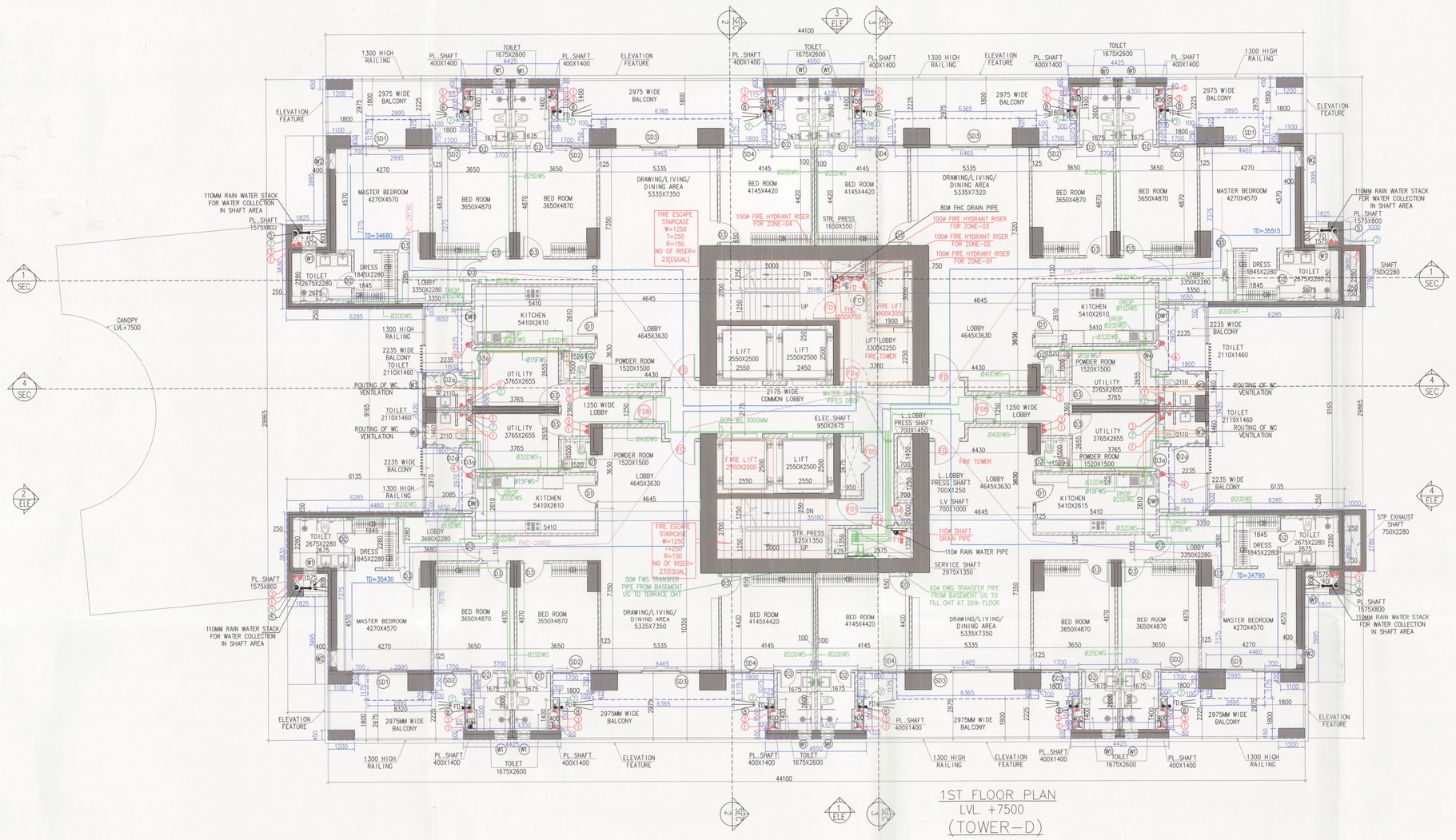
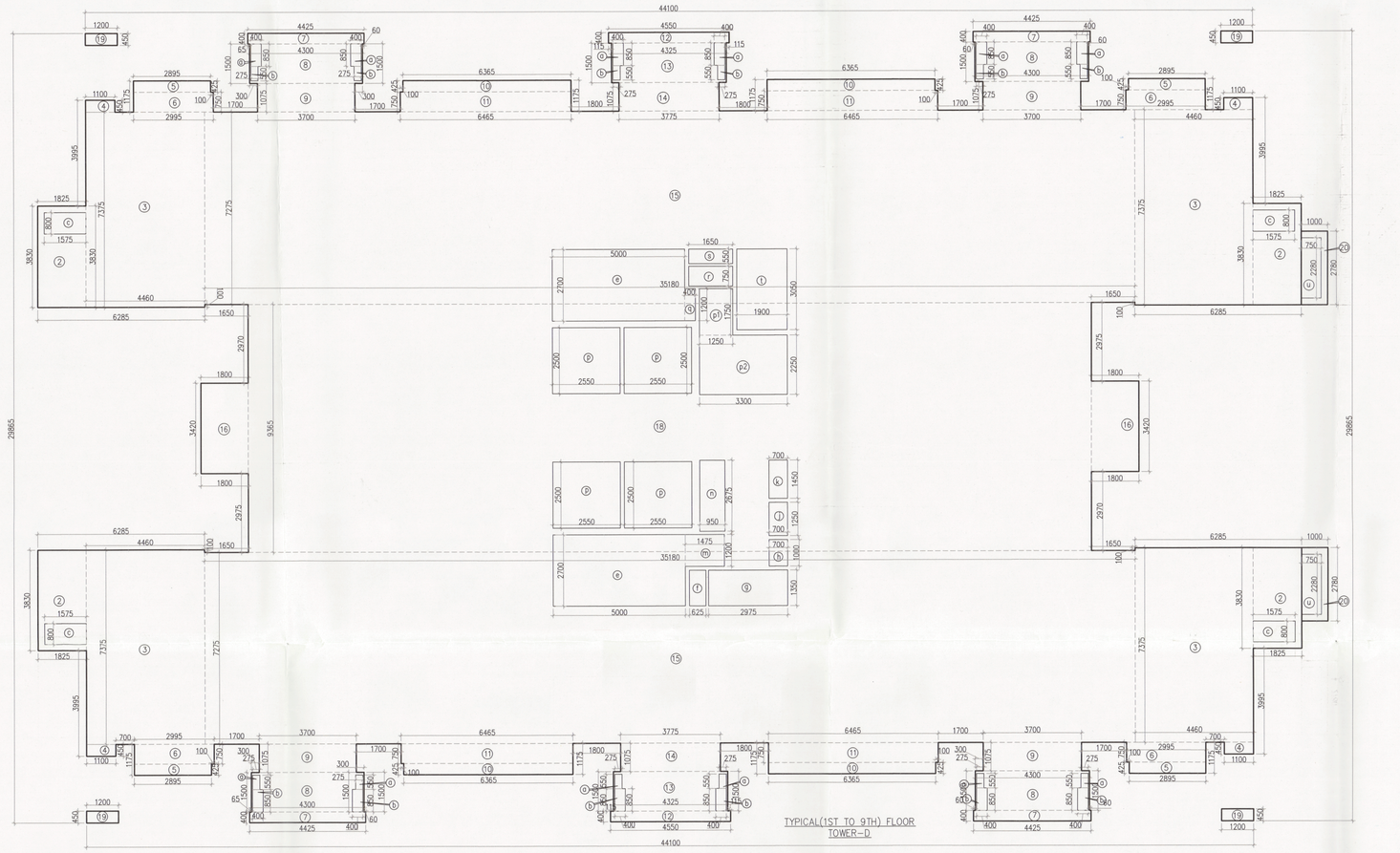




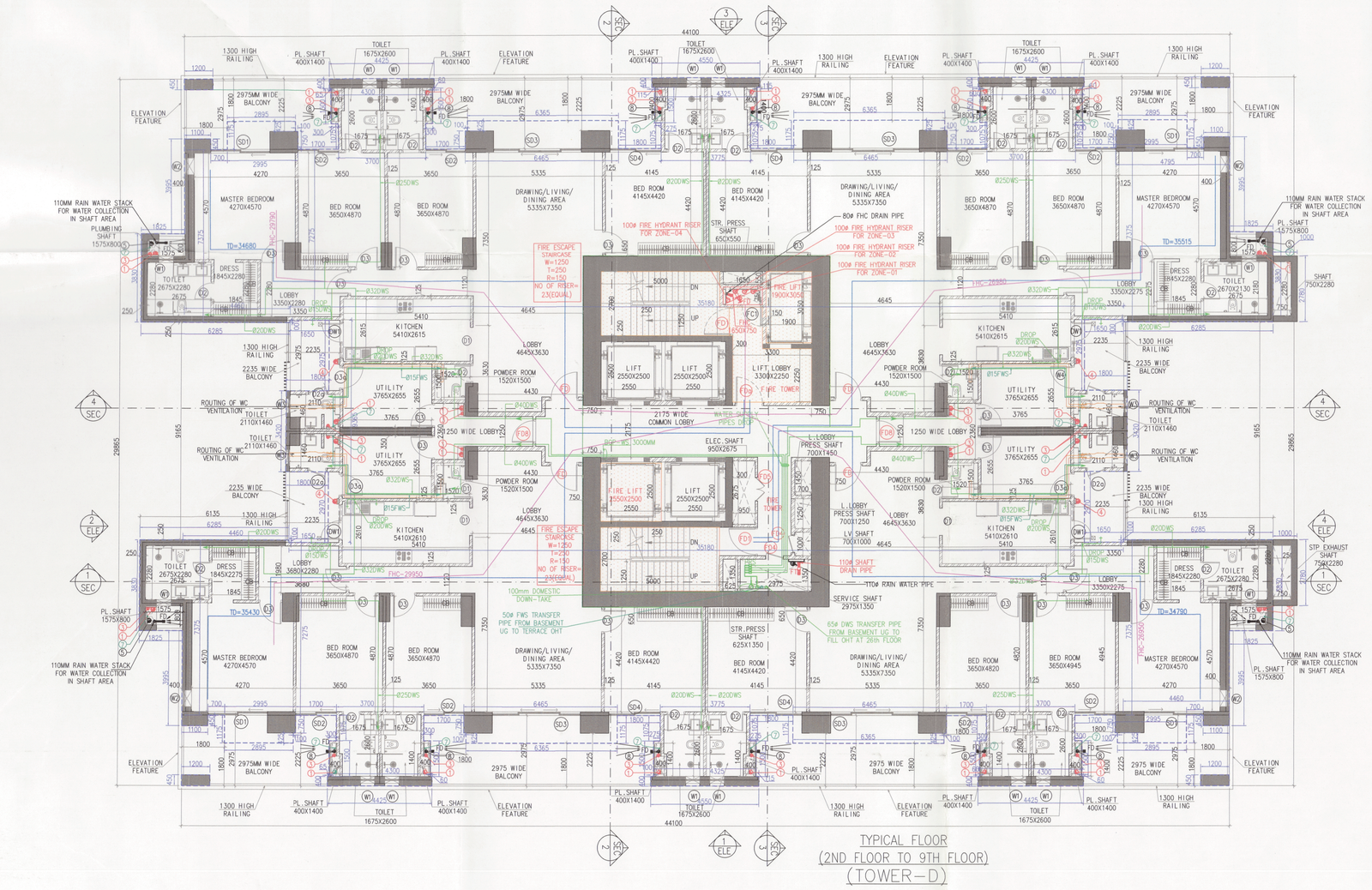
AREA CALCULATION OF TYPICAL (1st TO 9TH) FLOOR (TOWER-D)								
GROSS – A								
2	4	X	1.825	X	3.830	=	27.999	SQM
3	4	X	4.460	X	7.375	=	131.570	SQM
4	4	X	1.100	X	0.450	=	1.980	SQM
5	4	X	2.895	X	0.425	=	4.922	SQM
6	4	X	2.895	X	0.750	=	8.685	SQM
7	4	X	4.425	X	0.400	=	7.080	SQM
8	4	X	4.300	X	1.500	=	25.800	SQM
9	4	X	3.700	X	1.075	=	15.910	SQM
10	4	X	6.365	X	0.425	=	10.827	SQM
11	4	X	6.465	X	0.750	=	19.395	SQM
12	2	X	4.550	X	0.400	=	3.640	SQM
13	2	X	4.325	X	1.500	=	12.975	SQM
14	2	X	3.700	X	1.075	=	7.955	SQM
15	2	X	31.150	X	1.375	=	111.869	SQM
16	2	X	9.300	X	2.425	=	72.372	SQM
17	1	X	31.900	X	9.365	=	298.708	SQM
18	4	X	1.200	X	0.450	=	2.160	SQM
20	2	X	1.000	X	2.790	=	5.580	SQM
					TOTAL	=	1109.609	SQM
GROSS – B								
a	12	X	0.400	X	0.850	=	4.080	SQM
b	12	X	0.275	X	0.550	=	1.815	SQM
c	4	X	1.575	X	0.800	=	5.040	SQM
e	2	X	5.000	X	2.750	=	27.500	SQM
f	1	X	0.625	X	1.350	=	0.844	SQM
g	1	X	2.875	X	1.350	=	4.016	SQM
h	1	X	0.700	X	1.000	=	0.700	SQM
j	1	X	0.700	X	1.250	=	0.875	SQM
k	1	X	0.700	X	1.450	=	1.015	SQM
m	1	X	1.475	X	1.200	=	1.770	SQM
n	1	X	0.990	X	2.675	=	2.641	SQM
p	4	X	2.500	X	2.900	=	29.000	SQM
p1	1	X	1.250	X	1.750	=	2.188	SQM
p2	1	X	3.300	X	2.250	=	7.425	SQM
q	1	X	0.450	X	1.200	=	0.540	SQM
r	1	X	1.650	X	2.750	=	4.538	SQM
s	1	X	1.650	X	0.550	=	0.908	SQM
t	1	X	1.900	X	3.550	=	6.745	SQM
u	2	X	0.750	X	2.200	=	3.300	SQM
					TOTAL	=	96.709	SQM
TOTAL FAR AREA OF TYPICAL (1st TO 9th) FLOOR (TOWER-D)					=	GROSS - A -	GROSS – B	
					=	1109.609	96.709	
					=	1012.901	SQM	
BUILTUP AREA (TOWER-D)								
GROSS – C								
n	2	X	5.000	X	2.750	=	27.500	SQM
m	1	X	1.475	X	1.200	=	1.770	SQM
q	1	X	0.400	X	1.200	=	0.480	SQM
					TOTAL	=	29.250	SQM
TOTAL BUILTUP AREA OF TYPICAL (1st TO 9th) FLOOR (TOWER-D)					=	FAR AREA	+	GROSS – C
					=	1012.901	+	29.250
					=	1042.151	SQM	
TOTAL NON FAR AREA OF TYPICAL (1st TO 9th) FLOOR (TOWER-D)	=	BUILTUP AREA -				FAR AREA		
	=	1042.151	-	1012.901				
	=	29.250	SQM					

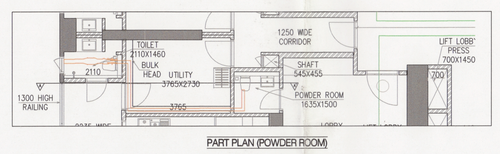
DOOR AND WINDOW SCHEDULE (TYPICAL AND REFUSE FLOOR)							
SR. NO.	NAME	ROUGH OPENING	ROUGH OPENING HEIGHT	SILL LVL	LINTEL LVL	LOCATION	TYPE
1	D1	900	2420	0	2420	KITCHEN	UPVC
2	D2	800	2420	0	2420	TOILETS & UTILITY& POWDER ROOM	UPVC
3	D2a	800	2200	0	2200	STAFF TOILET	UPVC
4	D3	1000	2420	0	2420	BEDROOMS, UTILITY, UNISEX TOILET	UPVC
5	D3a	1000	2200	0	2200	UTILITY BALCONY	UPVC
6	SD1	2495	2600	0	2600	MASTER BEDROOM	UPVC
7	SD2	1700	0	0	0	BEDROOM 2,3, MULTIPURPOSE PLAYROOM	UPVC
8	SD3	3700	2600	0	2600	LIVING ROOM	UPVC
9	SD4	2165	2600	0	2600	BEDROOM 4	UPVC
10	DW1	1500	1550	1050	2600	KITCHEN	UPVC
11	W1	600	1300	1350	2450	TOILET	UPVC
12	W2	700	1550	1050	2600	MASTER BEDROOM	UPVC
13	W3	600	1550	1050	2600	UTILITY TOILET	UPVC
14	W4	1000	1150	1050	2200	SERVICE AREA, STORE ROOM	UPVC
15	W7	600	1450	1350	2800	MASTER BEDROOM TOILET	UPVC
16	FD	1200	2420	0	2420	ENTRANCE DOOR	2HR FIRE RATED
17	FDa	1200	2420	0	2420	FIRE TOWER	2HR FIRE RATED
18	FD1	1200	2150	0	2150	STAIRCASE	2HR FIRE RATED
19	FD4	750	2050	100	2150	SERVICE & LV SHAFT	2HR FIRE RATED
20	FD5	1000	2050	100	2150	ELEC. SHAFT	2HR FIRE RATED
21	FC1	900	2050	100	2150	FHC	AS/VENDOR
22	FD8	1000	2420	0	2420	CORRIDOR	2HR FIRE RATED
23	FD9	2000	2420	0	2420	SOCIALIZED AREA	2HR FIRE RATED

DIMENSION LEGEND	
1525	ARCHITECTURE DIM.
1525	AREA DIM.

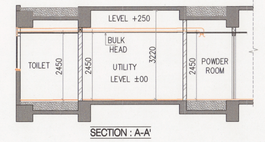
LIFT CAPACITY			
SR. NO.	Shaft Size (mm)	Car Size (mm)	Capacity
1	2500x2450	2000x1550x2700	20P/ 1360Kg
2	1900x3000	1100x2300x2700	16P/ 1090Kg
3	2500x2450	1600x1900x2700	20P/ 1360Kg

FLOORS	TOWER–D
2ND FLOOR	+10900
3RD FLOOR	+14300
4TH FLOOR	+17700
5TH FLOOR	+21100
6TH FLOOR	+24500
7TH FLOOR	+27900
8TH FLOOR	+31300
9TH FLOOR	+34700





PART PLAN (POWDER ROOM)



SECTION : A-A

TYPICAL MECHANICAL VENTILATION CALCULATION FOR POWDER ROOM								
S. NO.	LOCATION	AREA (SQ.ft)	HEIGHT (Ft.)	VOLUME (Cu.ft)	DESIGN CFM	SELECTED EXHAUST FAN	FAN SIZE	EXHAUST DUCT SIZE (DIAMETER (MM))
1	TYPICAL MECHANICAL VENTILATION FOR POWDER ROOM				CFM		DIA	MM
1.1	POWDER ROOM	26.4	9	236	47.60	1#100cfm cassette in line fan	150	150(OD)

Note :-

1. BUILDING WILL BE DESIGNED (STRUCTURES) AS PER RELEVANT IS CODES FOR EARTH QUAKE RESISTANCE.

PROJECT

REVISED(1ST REVISION) BUILDING PLANS OF PHASE-1(PRIYANA-SOUTH) FALLING UNDER RESIDENTIAL COLONY
UNDER NEW INTEGRATED LICENSING POLICY(NILP) DATED 11.05.2022 ON LAND MEASURING 116.29625 ACRES (LICENCE NO. 219 OF 2023.DATED 25-10-23.) (AN AREA MEASURING 103.05625 ACRES MIGRATION FROM LICENCE NO. 27 OF 2012 DATED 02.04.2012 AND 13.24 ACRES AS FRESH AS FRESH APPLIED AREA) IN SECTOR -76 & 77, GURUGRAM MANESAR URBAN COMPLEX BEING DEVELOPED BY DLF LTD.IN COLLABORATION WITH LAND OWNERS AND IT' S ASSOCIATE COMPANIES

DESIGN ARCHITECTS

Arcop Associates Pvt. Ltd.,
Plot No.–36B,Institutional Area,
Sector–32,Gurgaon,
Haryana–122001.

SUBMISSION ARCHITECTS

RSMS ARCHITECTS PVT. LTD.
69,Nora Niwas Bhawani Kunj
(Behind D2), Vasant Kunj,
New Delhi–110070.
Tel.: 011–26898616, 26898617
www.rsms–arch.com



KEY PLAN

This is a "PROVISIONAL BUILDING PLAN" approved only for the purpose of inviting Objections from the general public

S.T.P.(HQ) Member Secretary B.P.A.C. | S.T.P.(O) Member B.P.A.C. | CTP.(HR.) Chairman B.P.A.C.

Checked and found ok for Public Health (Internal) Service only subject to comments in forwarding letter No. 2659 dt. 04/04/25

DTP(HQ) | ATP(HQ) | JD. | PA. | DINESH KUMAR PA(HQ) | ATP(HQ) EPAC

Executive Engineer(HQ) HSVP, Panchkula

ARCHITECT'S SEAL & SIGNATURE	OWNER'S SEAL & SIGNATURE
TO BE READ WITH ITES OFFICE MEMO NO.: 43473 DATED : 19/11/2025	DLF Limited Authorised Signatory

JAN.–2025 | Scale : 1:100 | NORTH

Drawing Title:– 1ST FLOOR & TYPICAL (2ND TO 9TH) FLOOR PLAN & AREA CALCULATION (TOWER-D)

Drawing No:– TD-02

1–06052025