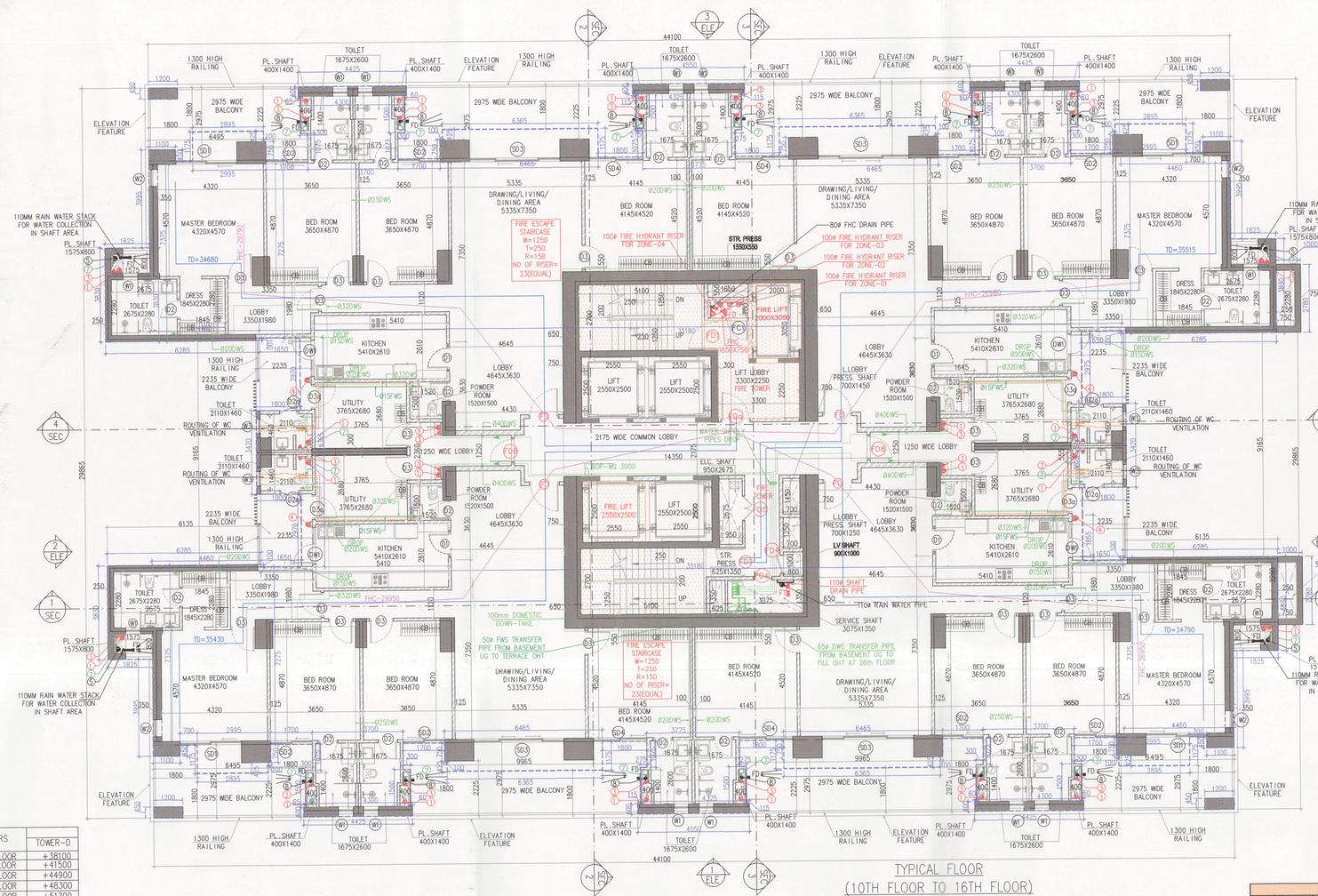
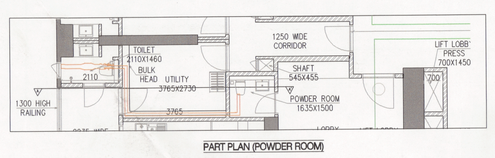
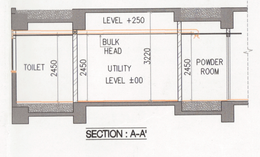


TYPICAL FLOOR
(10TH FLOOR TO 16TH FLOOR)
(18TH FLOOR TO 19TH FLOOR)
(TOWER-D)

FLOORS	TOWER-D
10TH FLOOR	+36100
11TH FLOOR	+41500
12TH FLOOR	+44900
13TH FLOOR	+48300
14TH FLOOR	+51700
15TH FLOOR	+55100
16TH FLOOR	+58500
18TH FLOOR	+65300
19TH FLOOR	+68700

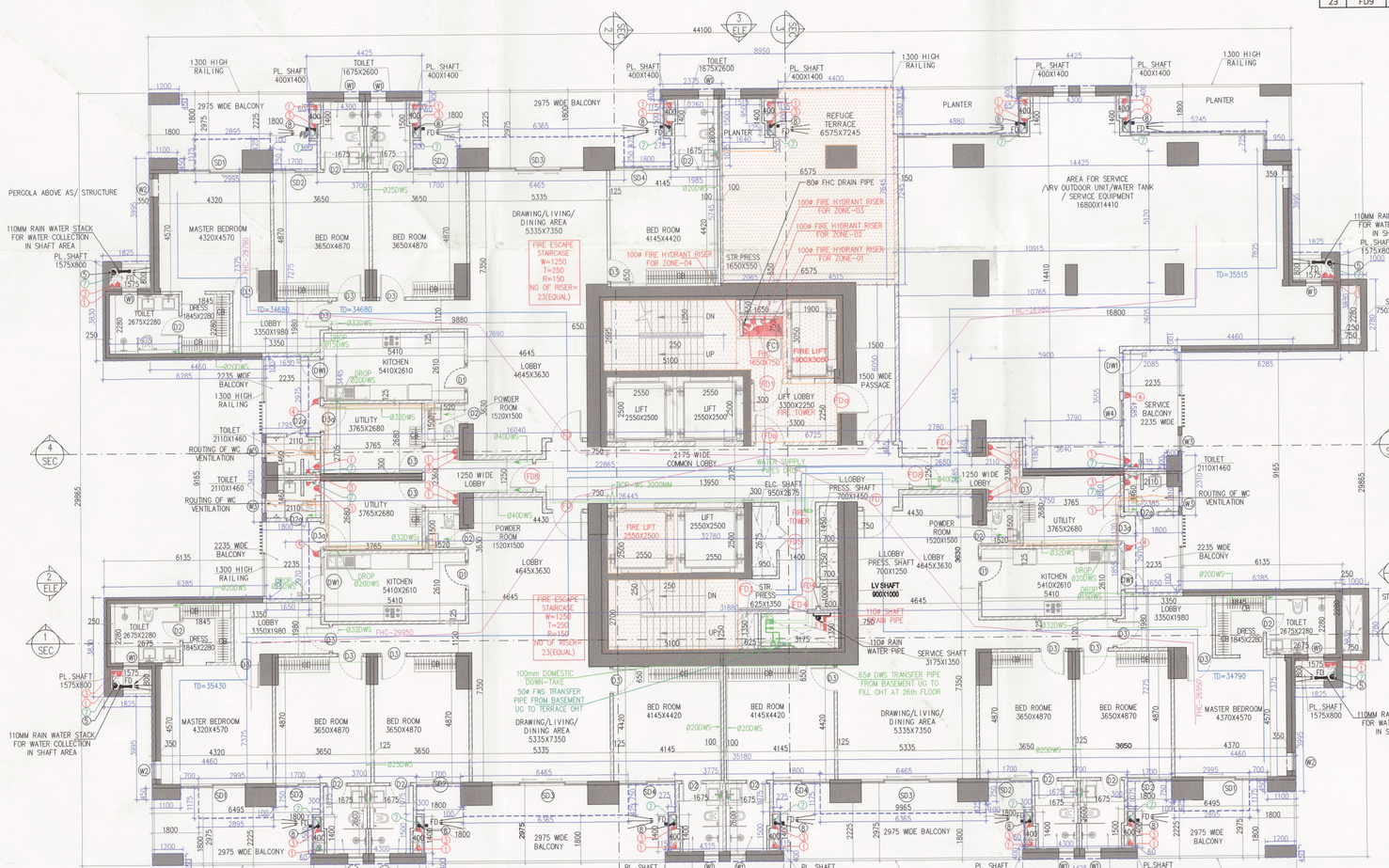


PART PLAN (POWDER ROOM)



SECTION : A-A'

TYPICAL MECHANICAL VENTILATION CALCULATION FOR POWDER ROOM								
S. NO.	LOCATION	AREA (Sq.ft)	HEIGHT (Ft.)	VOLUME (Cu.ft)	DESIGN CFM CFM	SELECTED EXHAUST FAN	FAN SIZE DIA	EXHAUST DUCT SIZE DIAMETER (mm)
	TYPICAL MECHANICAL VENTILATION FOR POWDER ROOM							
1.1	POWDER ROOM	26.4	9	238	47.60	1#100cfm cassette in line fan	150	110ODO

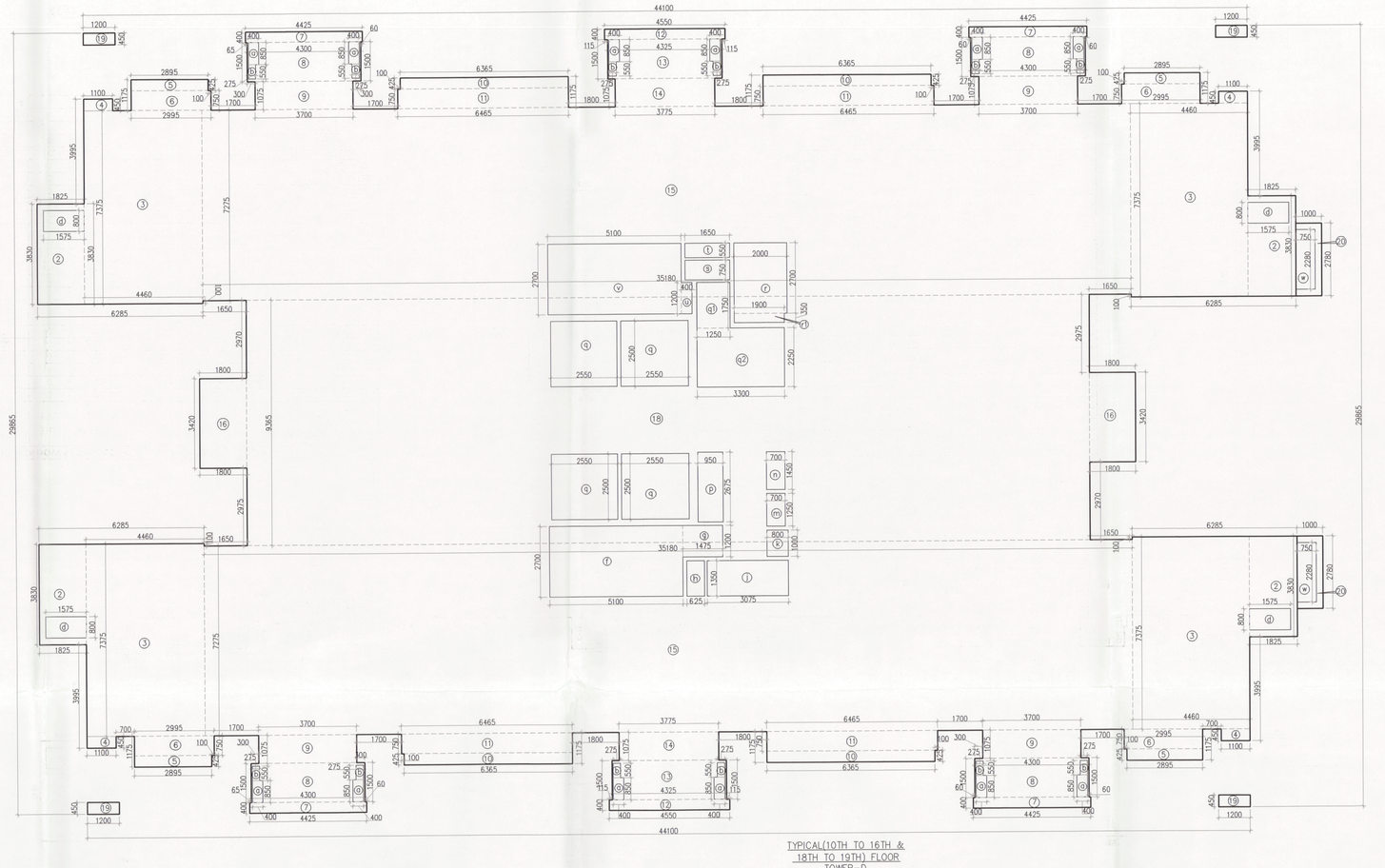


17TH FLOOR
LVL. +61900
(TOWER-D)

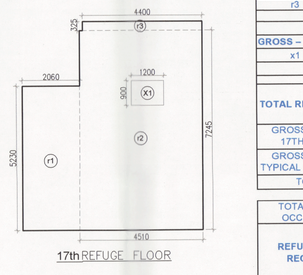
LEGEND		
	①	160 OD uPVC SWR CLASS B SOIL / WASTE & VENT PIPE
	③	110 OD uPVC SWR CLASS B RAIN WATER DOWNPIPE PIPE
	④	160 OD uPVC SWR CLASS B KITCHEN WASTE PIPE
	⑤	160 OD uPVC SWR CLASS A RAIN WATER DOWNTAKE PIPE
	⑥	DOMESTIC WATER SUPPLY DOWNTAKE PIPE (GI CLASS C)
	⑦	FLUSHING WATER SUPPLY DOWNTAKE PIPE (GI CLASS C)
		110 OD uPVC SWR CLASS A BALCONY DRAIN PIPE
	F.D.	FLOOR DRAIN
DWS		DOMESTIC WATER SUPPLY
FWS		FLUSHING WATER SUPPLY
PRS		PRESSURE REDUCING VALVE STATION

DOOR AND WINDOW SCHEDULE (TYPICAL AND REFUSE FLOOR)

SR. NO.	NAME	ROUGH OPENING	ROUGH OPENING HEIGHT	SILL LVL	LINTEL LVL	LOCATION	TYPE
1	D1	900	2420	0	2420	KITCHEN	UPVC
2	D2	800	2420	0	2420	TOILETS & UTILITY& POWDER ROOM	UPVC
3	D2a	800	2200	0	2200	STAFF TOILET	UPVC
4	D3	1000	2420	0	2420	BEDROOMS, UTILITY, UNISEX TOILET	UPVC
5	D3a	1000	2200	0	2200	UTILITY BALCONY	UPVC
6	SD1	2495	2600	0	2600	MASTER BEDROOM	UPVC
7	SD2	1700	0	0	0	BEDROOM 2,3, MULTIPURPOSE PLAYROOM	UPVC
8	SD3	3700	2600	0	2600	LIVING ROOM	UPVC
9	SD4	2165	2600	0	2600	BEDROOM 4	UPVC
10	DW1	1500	1550	1050	2600	KITCHEN	UPVC
11	W1	600	1100	1350	2450	TOILET	UPVC
12	W2	700	1550	1050	2600	MASTER BEDROOM	UPVC
13	W3	600	1550	1050	2600	UTILITY TOILET	UPVC
14	W4	1000	1150	1050	2200	SERVICE AREA, STORE ROOM	UPVC
15	W7	600	1450	1350	2800	MASTER BEDROOM TOILET	UPVC
16	FD	1200	2420	0	2420	ENTRANCE DOOR	2HR FIRE RATED
17	FD2	1200	2420	0	2420	FIRE TOWER	2HR FIRE RATED
18	FD1	1200	2150	0	2150	STAIRCASE	2HR FIRE RATED
19	FD4	750	2050	100	2150	SERVICE & LIV SHAFT	2HR FIRE RATED
20	FD5	1000	2050	100	2150	ELEC. SHAFT	2HR FIRE RATED
21	FC1	900	2050	100	2150	FHC	AS/VENDOR
22	FD8	1000	2420	0	2420	CORRIDOR	2HR FIRE RATED
23	FD9	2000	2420	0	2420	SOCIALIZED AREA	2HR FIRE RATED



TYPICAL(10TH TO 16TH &
18TH TO 19TH) FLOOR
TOWER-D



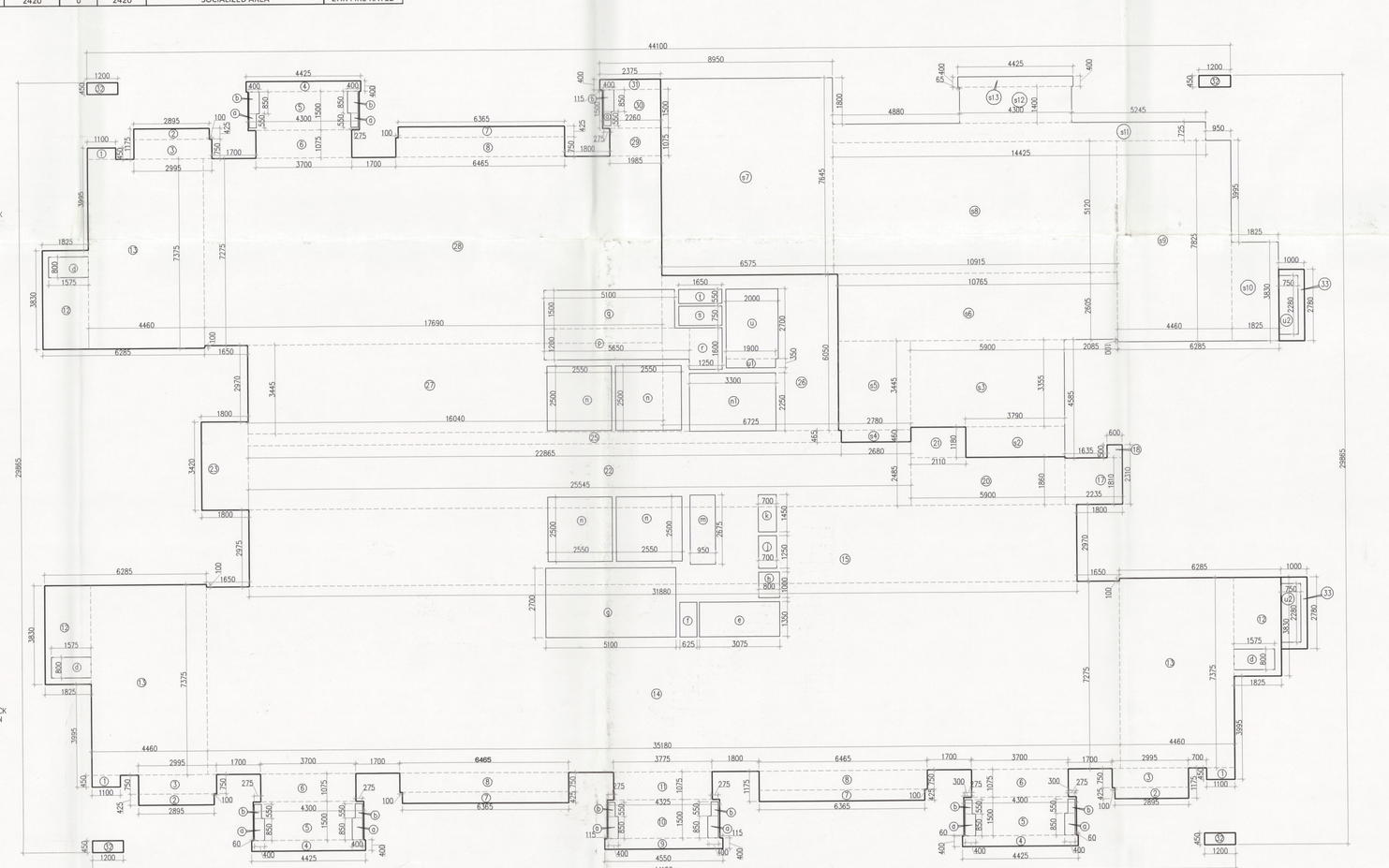
17th REFUGE FLOOR

REFUGE AREA CALCULATION - 17TH. REFUGE FLOOR

GROSS – A								
r1	=	1	X	2.060	X	5.230	=	10.775 SQM
r2	=	1	X	4.510	X	7.240	=	32.675 SQM
r3	=	1	X	4.400	X	0.325	=	1.430 SQM
						TOTAL	=	44.880 SQM
GROSS – B								
a1	=	1	X	1.200	X	0.900	=	1.080 SQM
						TOTAL	=	1.080 SQM

TOTAL REFUGE AREA	=	GROSS – A	-	GROSS – B
	=	44.880	-	1.080
	=	43.800	SQM	
GROSS AREA OF 17TH FLOOR	=	788.471	SQM	
GROSS AREA OF TYPICAL 18TH FLOOR	=	1004.675	SQM	
TOTAL	=	1793.146	SQM	

TOTAL NO. OF OCCUPANTS	=	GROSS AREA	/	OCCUPANT FACTOR				
	=	1793.146	/	12.5	=	143	PERSONS	
REFUGE AREA REQUIRED	=	0.3 SQM. PER PERSON	*	0.9 SQM. ADDITIONAL SPAE TO ACCOMMODATE WHEEL CHAIR				
	=	0.3	X	143	+	0.9		
	=	42.900			+	0.9		
PROPOSED REFUGE AREA	=	43.800	SQM.					
	=	43.800	SQM.					



17th (REFUGE) FLOOR AREA
TOWER-D

AREA CALCULATION OF TYPICAL (10th TO 16th,18th TO 19th) FLOOR TOWER-D							
GROSS – A							
2	4	X	1.825	X	3.935	=	27.959 SQM
3	4	X	4.480	X	7.240	=	129.683 SQM
4	4	X	1.100	X	0.450	=	1.980 SQM
5	4	X	2.895	X	0.400	=	4.632 SQM
6	4	X	4.325	X	0.750	=	8.565 SQM
7	4	X	2.895	X	0.400	=	7.580 SQM
8	4	X	4.300	X	1.500	=	25.800 SQM
9	4	X	3.700	X	1.075	=	15.910 SQM
10	4	X	6.365	X	0.425	=	10.821 SQM
11	4	X	9.485	X	0.750	=	19.395 SQM
12	2	X	4.550	X	0.400	=	3.640 SQM
13	2	X	4.325	X	1.500	=	12.975 SQM
14	2	X	3.775	X	1.075	=	8.116 SQM
15	2	X	35.180	X	7.275	=	511.889 SQM
16	2	X	1.800	X	3.420	=	12.312 SQM
18	4	X	31.880	X	9.365	=	298.556 SQM
19	4	X	1.200	X	0.450	=	2.160 SQM
20	2	X	1.000	X	2.780	=	5.560 SQM
					TOTAL	=	1159.609 SQM
GROSS – B							
a	12	X	0.400	X	0.850	=	4.080 SQM
b	12	X	0.275	X	0.550	=	1.815 SQM
d	4	X	1.575	X	0.800	=	5.040 SQM
f	1	X	5.100	X	2.700	=	13.770 SQM
g	1	X	1.475	X	1.200	=	1.770 SQM
h	1	X	0.825	X	1.350	=	0.844 SQM
j	1	X	3.975	X	1.050	=	4.174 SQM
k	1	X	0.800	X	1.000	=	0.800 SQM
m	1	X	0.750	X	1.450	=	1.088 SQM
n	1	X	0.700	X	1.450	=	1.015 SQM
o	1	X	2.850	X	0.975	=	2.841 SQM
q	4	X	2.350	X	2.800	=	26.320 SQM
s1	1	X	1.750	X	1.750	=	2.188 SQM
s2	1	X	3.300	X	2.250	=	7.425 SQM
t	1	X	2.000	X	2.700	=	5.400 SQM
u	1	X	1.900	X	0.350	=	0.665 SQM
x	1	X	1.650	X	0.750	=	1.238 SQM
z	1	X	1.650	X	0.550	=	0.908 SQM
u	1	X	0.400	X	1.200	=	0.480 SQM
v	1	X	5.100	X	2.700	=	13.770 SQM
w	2	X	0.750	X	2.160	=	3.420 SQM
					TOTAL	=	97.694

TOTAL FAR AREA OF TYPICAL (10th TO 16th,18th TO 19th) FLOOR TOWER-D	=	GROSS – A	-	GROSS – B	
	=	1159.609	-	97.694	
	=	1011.916	SQM		

BUILTUP AREA							
GROSS – C							
f	1	X	5.100	X	2.700	=	13.770 SQM
g	1	X	1.475	X	1.200	=	1.770 SQM
u	1	X	0.400	X	1.200	=	0.480 SQM
v	1	X	5.100	X	2.700	=	13.770 SQM
					TOTAL	=	29.790

TOTAL BUILTUP AREA OF TYPICAL (10th To 16th,18th To 19th) FLOOR TOWER-D	=	FAR AREA	+	GROSS – C		
	=	1011.916	+	29.790		
	=	1041.706	SQM			
TOTAL NON FAR AREA OF TYPICAL (10th TO 16th,18th TO 19th) FLOOR TOWER-D	=	BUILTUP AREA	-	FAR AREA		
	=	1041.706	-	1011.916		
	=	29.790	SQM			

DIMENSION LEGEND	
1525	ARCHITECTURE DIM.
1525	AREA DIM.

LIFT CAPACITY			
SR. NO.	Shaft Size (mm)	Car Size (mm)	Capacity
1	2550x2450	2000x1550x2700	20PI 1360Kg
2	1900x3000	1100x2300x2700	16PI 1088Kg
3	2550x2450	1600x1900x2700	20PI 1360Kg

AREA CALCULATION OF 17TH REFUGE FLOOR (TOWER-D)							
GROSS – A							
1	3	X	1.100	X	0.450	=	1.485 SQM
2	3	X	1.825	X	3.935	=	20.966 SQM
3	3	X	2.895	X	0.750	=	6.739 SQM
4	3	X	4.425	X	0.400	=	5.310 SQM
5	3	X	4.300	X	1.500	=	19.350 SQM
6	3	X	3.700	X	1.075	=	11.933 SQM
7	3	X	6.365	X	0.425	=	8.118 SQM
8	3	X	9.485	X	0.750	=	14.549 SQM
9	3	X	4.550	X	0.400	=	5.460 SQM
10	1	X	4.300	X	1.500	=	6.450 SQM
11	1	X	3.773	X	1.075	=	4.058 SQM
12	3	X	1.800	X	3.935	=	21.269 SQM
13	3	X	4.480	X	7.375	=	99.079 SQM
14	1	X	35.180	X	7.275	=	255.945 SQM
15	1	X	31.880	X	9.365	=	298.556 SQM
16	1	X	1.200	X	0.450	=	0.540 SQM
17	1	X	1.000	X	2.780	=	2.780 SQM
18	1	X	1.800	X	3.420	=	6.156 SQM
20	1	X	5.900	X	1.960	=	12.974 SQM
21	1	X	2.113	X	1.100	=	2.490 SQM
22	1	X	20.545	X	4.483	=	83.479 SQM
23	1	X	1.800	X	4.483	=	8.069 SQM
24	1	X	21.393	X	8.650	=	185.040 SQM
25	1	X	6.793	X	8.650	=	49.596 SQM
26	1	X	19.063	X	4.483	=	85.458 SQM
28	1	X	17.892	X	7.275	=	128.695 SQM
29	1	X	1.985	X	1.075	=	2.134 SQM
30	1	X	3.280	X	1.500	=	5.390 SQM
31	1	X	3.775	X	1.075	=	4.058 SQM
32	4	X	1.200	X	0.450	=	2.160 SQM
33	1	X	1.000	X	2.780	=	5.560 SQM
					TOTAL	=	2.780 SQM
GROSS – B							
a	9	X	0.400	X	0.850	=	3.060 SQM
b	9	X	0.275	X	0.550	=	1.361 SQM
d	1	X	1.575	X	0.800	=	3.780 SQM
f	1	X	5.075	X	1.350	=	4.151 SQM
g	1	X	0.823	X	1.350	=	0.844 SQM
h	1	X	5.100	X	2.700	=	13.770 SQM
k	1	X	0.800	X	1.000	=	0.800 SQM
l	1	X	0.700	X	1.250	=	0.875 SQM
m	1	X	0.750	X	1.450	=	1.088 SQM
n	1	X	0.700	X	1.275	=	0.893 SQM
n	4	X	2.550	X	2.500	=	25.500 SQM
w1	1	X	3.300	X	2.250	=	7.425 SQM
p	1	X	1.650	X	1.200	=	6.780 SQM
q	1	X	5.100	X	1.500	=	7.650 SQM
r	1	X	1.250	X	1.600	=	2.000 SQM
s	1	X	1.650	X	0.750	=	1.238 SQM
t	1	X	1.650	X	0.550	=	0.908 SQM
u	1	X	2.600	X	0.450	=	0.480 SQM
w2	1	X	1.800	X	0.350	=	0.663 SQM
w3	1	X	1.800	X	0.350	=	0.663 SQM
					TOTAL	=	93.193 SQM

TOTAL FAR AREA OF 17TH REFUGE FLOOR (TOWER-D)	=	GROSS – A	-	GROSS – B	
	=	890.886	-	93.193	
	=	797.694	SQM		

BUILTUP AREA							
GROSS – C							
f	1	X	5.100	X	2.700	=	13.770 SQM
g	1	X	1.650	X	1.200	=	6.780 SQM
h	1	X	5.100	X	1.500	=	7.650 SQM
i	1	X	1.250	X	2.000	=	2.500 SQM
n2	1	X	3.730	X	1.185	=	4.472 SQM
n3	1	X	3.850	X	1.185	=	4.562 SQM
n4	1	X	2.280	X	1.185	=	2.702 SQM
n5	1	X	5.100	X	1.475	=	9.177 SQM
n6	1	X	12.765	X	2.650	=	28.043 SQM
n7	1	X	8.575	X	7.845	=	50.386 SQM
n8	1	X	10.815	X	5.130	=	55.885 SQM
n9	1	X	4.483	X	7.825	=	34.900 SQM
n10	1	X	1.825	X	4.483	=	8.180 SQM
n11	1	X	14.433	X	7.825	=	112.930 SQM
n12	1	X	1.400	X	1.400	=	6.020 SQM
n13	1	X	4.425	X	0.400	=	1.770 SQM
					TOTAL	=	369.807 SQM

TOTAL BUILTUP AREA OF 17TH REFUGE FLOOR	=	FAR AREA	+	GROSS – C	
	=	797.694	+	369.807	
	=	1167.393	SQM		
TOTAL NON FAR AREA OF 17TH REFUGE FLOOR (TOWER-D)	=	BUILTUP AREA	-	FAR AREA	
	=	1167.393	-	797.694	
	=	369.807	SQM		

Note :-

1. BUILDING WILL BE DESIGNED (STRUCTURES) AS PER RELEVANT IS CODES FOR EARTH QUAKE RESISTANCE.

PROJECT

REVISED(1ST REVISION) BUILDING PLANS OF PHASE-1(PRIVANA-SOUTH) FALLING UNDER RESIDENTIAL COLONY UNDER NEW INTEGRATED LICENSING POLICY(NILP) DATED 11.05.2022 ON LAND MEASURING 116.29625 ACRES (LICENCE NO. 219 OF 2023.DATED 25-10-23.) (AN AREA MEASURING 103.05625 ACRES MIGRATION FROM LICENCE NO. 27 OF 2012 DATED 02.04.2012 AND 13.24 ACRES AS FRESH AS PRESH APPLIED AREA) IN SECTOR -76 & 77, GURUGRAM MANESAR URBAN COMPLEX BEING DEVELOPED BY DLF LTD.IN COLLABORATION WITH LAND OWNERS AND IT' S ASSOCIATE COMPANIES

DESIGN ARCHITECTS

Arcop Associates Pvt. Ltd.,
Plot No.-36B,Institutional Area,
Sector-32,Gurgaon,
Haryana-122001.

SUBMISSION ARCHITECTS

RSMS ARCHITECTS PVT. LTD.
69,Nora Niwas Bhawani Kunj
(Behind D2), Vasant Kunj,
New Delhi-110070.
Tel.:011-26898616,26898617
www.rsms-arch.com

TOWER-D

KEY PLAN

This is a "PROVISIONAL BUILDING PLAN" approved only for the purpose of inviting Objections from the general public

B.TP.(HQ) Member Expert B.P.A.C. | B.TP.(O) Member B.P.A.C. | C.T.P.(HQ) Chairman B.P.A.C.

DTP(HQ) | ATP(HQ) | DIRECTOR(HQ) SUMAN RANI PAHUJA

JD. | PA. | JD (HQ) Member B.P.A.C.

TO BE READ WITH THIS OFFICE MEMO NO. 43495 DATED: 19/10/2025

ARCHITECT'S SEAL & SIGNATURE

OWNER'S SEAL & SIGNATURE

DLF Limited

JAN.-2025 | Scale : 1:100 | NORTH

Checked and found ok for Public Health Engineering Services only subject to corrections in forwarding letter No. 355410 Dt. 31/10/25

Superintending Engineer (HQ)
Municipal Engineer-I
HSVP, Panchkula

Drawing No.:-
TYPICAL 10TH TO 16TH,18TH TO 19TH FLOOR PLAN
17TH REFUGE FLOOR
OF AREA CALCULATION
(TOWER-D)

TD-03

1-06052025