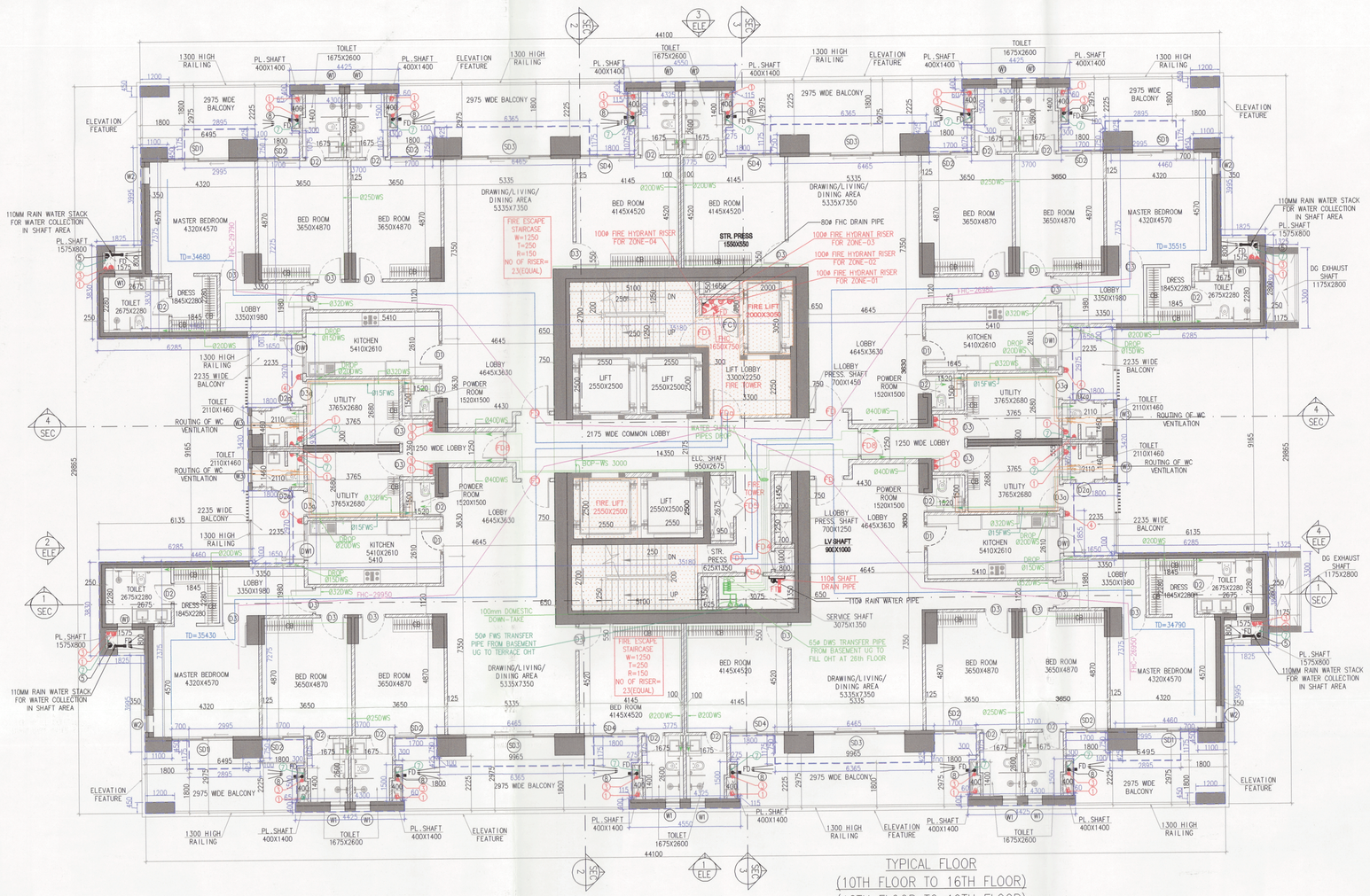
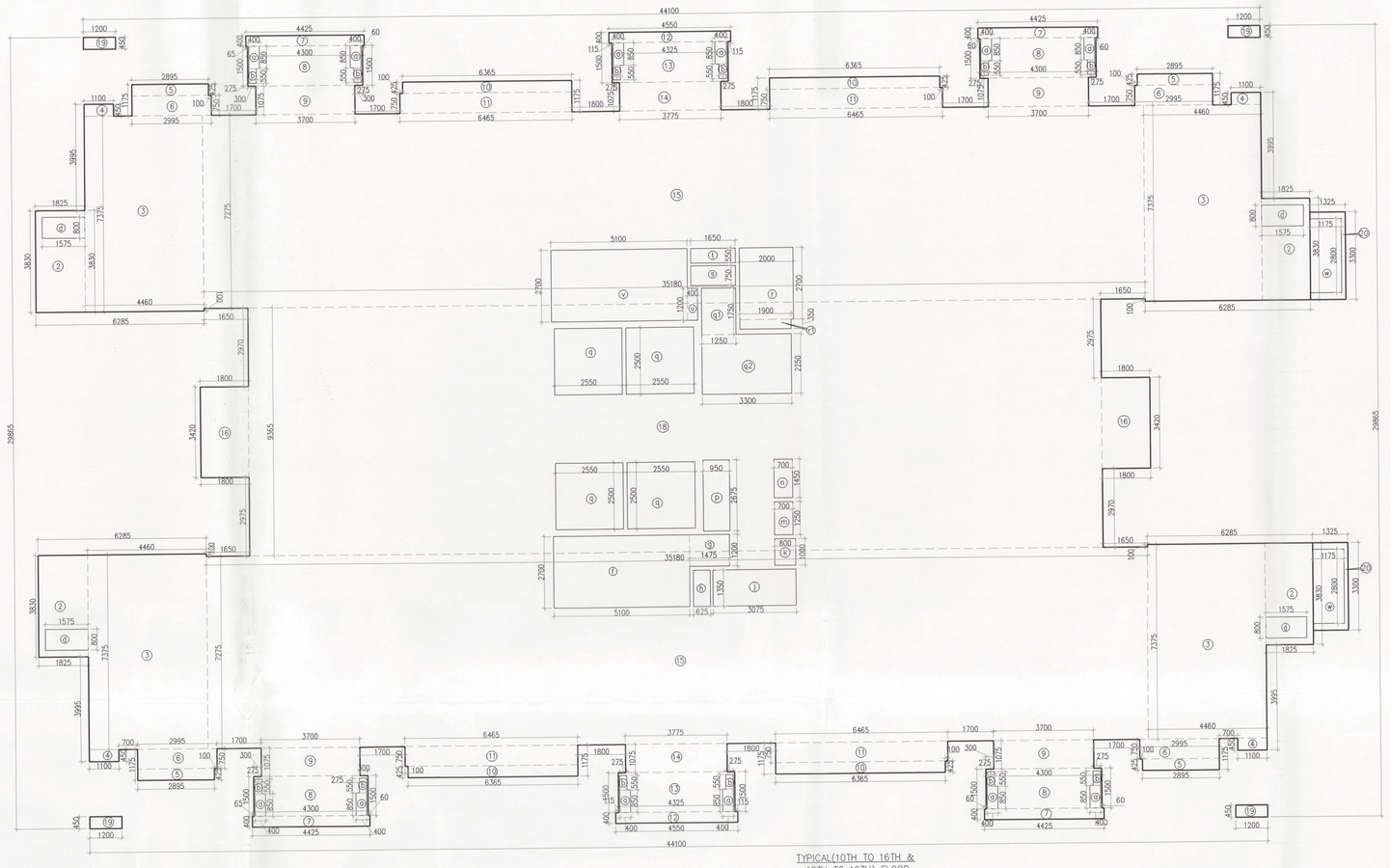


TYPICAL FLOOR
(10TH FLOOR TO 16TH FLOOR)
(18TH FLOOR TO 19TH FLOOR)
(TOWER-F)



TYPICAL (10TH TO 16TH & 18TH TO 19TH) FLOOR TOWER-F

AREA CALCULATION OF TYPICAL (10th TO 16th,18th TO 19TH) FLOOR (TOWER-F)							
GROSS - A							
1	4	X	1.825	X	3.830	=	27.959 SQM
3	4	X	4.460	X	3.825	=	131.579 SQM
5	4	X	1.300	X	0.400	=	1.980 SQM
6	4	X	3.650	X	0.425	=	4.932 SQM
7	4	X	2.995	X	0.750	=	8.965 SQM
8	4	X	4.425	X	0.400	=	7.080 SQM
8	4	X	4.300	X	1.500	=	25.800 SQM
9	4	X	1.300	X	1.075	=	13.910 SQM
10	4	X	6.365	X	0.425	=	10.821 SQM
11	4	X	6.465	X	0.750	=	19.395 SQM
12	2	X	4.550	X	0.400	=	3.640 SQM
13	2	X	4.325	X	1.500	=	12.975 SQM
14	2	X	3.775	X	1.075	=	8.116 SQM
15	2	X	35.180	X	2.275	=	159.959 SQM
16	2	X	1.800	X	0.425	=	3.060 SQM
18	1	X	31.880	X	1.450	=	288.558 SQM
19	4	X	1.200	X	0.850	=	4.080 SQM
20	2	X	1.300	X	3.300	=	8.745 SQM
					TOTAL	=	1112.794 SQM
GROSS - B							
a	12	X	0.400	X	0.850	=	4.080 SQM
b	12	X	0.275	X	0.550	=	1.815 SQM
d	4	X	1.975	X	0.800	=	6.040 SQM
f	1	X	5.100	X	2.700	=	13.770 SQM
g	1	X	1.475	X	1.200	=	1.770 SQM
h	1	X	0.825	X	1.350	=	0.844 SQM
i	1	X	1.975	X	1.350	=	4.161 SQM
k	1	X	0.800	X	1.000	=	0.800 SQM
m	1	X	0.700	X	1.450	=	1.015 SQM
n	1	X	0.700	X	3.450	=	2.541 SQM
p	1	X	1.950	X	1.025	=	2.134 SQM
q	1	X	1.650	X	0.750	=	1.238 SQM
r	1	X	1.250	X	1.250	=	1.563 SQM
s1	1	X	1.300	X	2.250	=	7.425 SQM
r1	1	X	2.000	X	2.700	=	5.400 SQM
s	1	X	1.900	X	1.200	=	2.280 SQM
t	1	X	1.650	X	0.750	=	1.238 SQM
u	1	X	1.650	X	1.350	=	0.908 SQM
v	1	X	0.400	X	1.200	=	0.480 SQM
w	1	X	5.100	X	2.700	=	13.770 SQM
w	2	X	1.175	X	2.800	=	6.580 SQM
					TOTAL	=	100.854 SQM

TOTAL FAR AREA OF TYPICAL (10TH TO 16th,18th TO 19th) FLOOR (TOWER-F)	=	GROSS - A	-	GROSS - B
	=	1112.794	-	100.854
	=	1011.941	SQM	

BUILTUP AREA

GROSS - C						
f	1	X 5.100	X 2.700	=	13.770	SQM
g	1	X 1.475	X 1.200	=	1.770	SQM
v	1	X 0.400	X 1.200	=	0.480	SQM
w	1	X 5.100	X 2.700	=	13.770	SQM
			TOTAL	=	29.790	SQM

TOTAL BUILTUP AREA OF TYPICAL (10TH TO 16th,18th TO 19th) FLOOR (TOWER-F)	=	FAR AREA	+	GROSS - C
	=	1011.941	+	29.790
	=	1041.731	SQM	

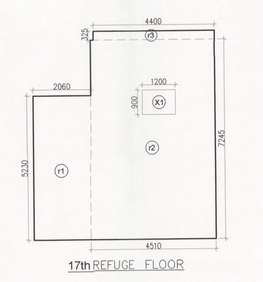
TOTAL NON FAR AREA OF TYPICAL (10th TO 16th,18th TO 19TH) FLOOR (TOWER-F)	=	BUILTUP AREA	-	FAR AREA		
	=	1041.731	-	1011.941		
	=	29.790	SQM			

DOOR AND WINDOW SCHEDULE (TYPICAL AND REFUSE FLOOR)							
SR. NO.	NAME	ROUGH OPENING	ROUGH OPENING HEIGHT	SILL LVL	LINTEL LVL	LOCATION	TYPE
1	D1	900	2420	0	2420	KITCHEN	UPVC
2	D2	800	2420	0	2420	TOILETS & UTILITY& POWDER ROOM	UPVC
3	D2a	800	2200	0	2200	STAFF TOILET	UPVC
4	D3	1000	2420	0	2420	BEDROOMS, UTILITY, UNISEX TOILET	UPVC
5	D3a	1000	2200	0	2200	UTILITY BALCONY	UPVC
6	SD1	2495	2600	0	2600	MASTER BEDROOM	UPVC
7	SD2	1700	0	0	0	BEDROOM 2,3, MULTIPURPOSE PLAYROOM	UPVC
8	SD3	3700	2600	0	2600	LIVING ROOM	UPVC
9	SD4	2165	2600	0	2600	BEDROOM 4	UPVC
10	DW1	1500	1550	1050	2600	KITCHEN	UPVC
11	W1	600	1100	1350	2450	TOILET	UPVC
12	W2	700	1550	1050	2600	MASTER BEDROOM	UPVC
13	W3	600	1550	1050	2600	UTILITY TOILET	UPVC
14	W4	1000	1150	1050	2200	SERVICE AREA, STORE ROOM	UPVC
15	W7	600	1450	1350	2800	MASTER BEDROOM TOILET	UPVC
16	FD	1200	2420	0	2420	ENTRANCE DOOR	2HR FIRE RATED
17	FDa	1200	2420	0	2420	FIRE TOWER	2HR FIRE RATED
18	FD1	1200	2150	0	2150	STAIRCASE	2HR FIRE RATED
19	FD4	750	2050	100	2150	SERVICE & LIV SHAFT	2HR FIRE RATED
20	FD5	1000	2050	100	2150	ELEC. SHAFT	2HR FIRE RATED
21	FC1	900	2050	100	2150	FHC	AS/VENDOR
22	FD8	1000	2420	0	2420	CORRIDOR	2HR FIRE RATED
23	FD9	2000	2420	0	2420	SOCIALIZED AREA	2HR FIRE RATED

REFUGE AREA CALCULATION - 17TH. REFUGE FLOOR								
GROSS – A								
r1	=	1	X	2.060	X	5.230	=	10.775 SQM
r2	=	1	X	4.510	X	7.240	=	32.675 SQM
r3	=	1	X	4.400	X	0.325	=	1.430 SQM
						TOTAL	=	44.880 SQM
GROSS – B								
a1	=	1	X	1.200	X	0.900	=	1.080 SQM
						TOTAL	=	1.080 SQM

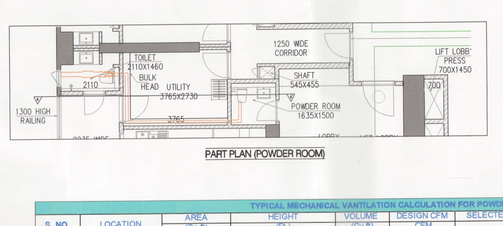
TOTAL REFUGE AREA	=	GROSS – A	GROSS – B
	=	44.880	1.080
	=	43.800	SQM
GROSS AREA OF 17TH FLOOR	=	788.471	SQM
GROSS AREA OF TYPICAL 18TH FLOOR	=	1004.675	SQM
TOTAL	=	1793.146	SQM

TOTAL NO. OF OCCUPANTS	=	GROSS AREA	/	OCCUPANT FACTOR			
	=	1793.146	/	12.5	=	143	PERSONS
REFUGE AREA REQUIRED	=	0.3 SQM PER PERSON	+	0.9 SQM ADDITIONAL SPAE TO ACCOMMODATE WHEEL CHAIR			
	=	0.3	X	143	=	0.9	
	=	42.900				0.9	
PROPOSED REFUGE AREA	=	43.800	SQM.				
	=	43.800	SQM.				

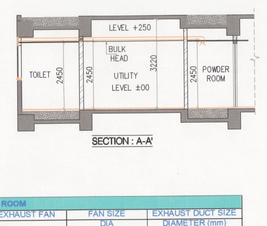


17th REFUGE FLOOR

FLOORS	TOWER–F
10TH FLOOR	+40100
11TH FLOOR	+43500
12th FLOOR	+46900
13th FLOOR	+50300
14th FLOOR	+53700
15th FLOOR	+57100
16TH FLOOR	+60500
18th FLOOR	+67300
19TH FLOOR	+70700



PART PLAN (POWDER ROOM)

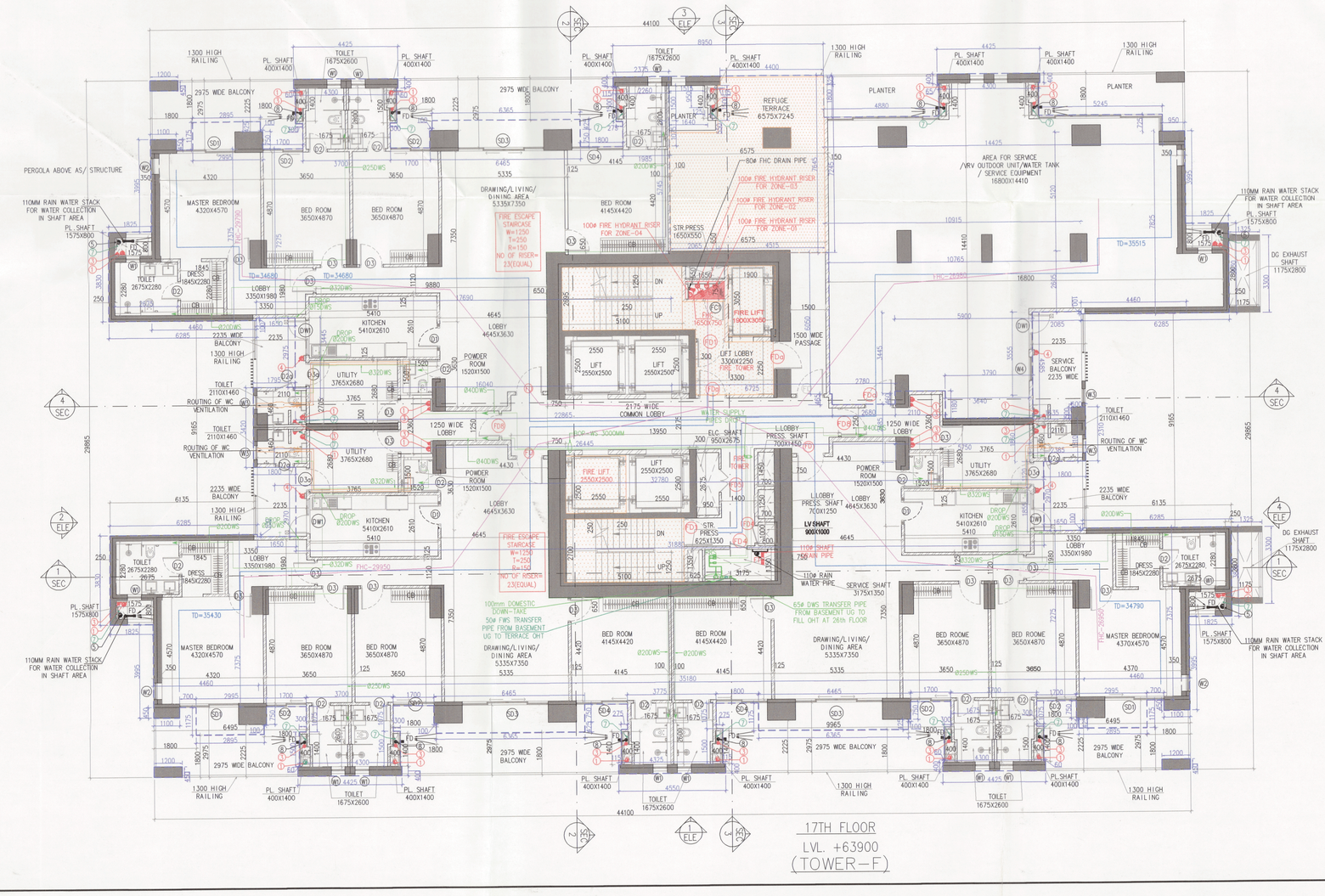


SECTION : A-A

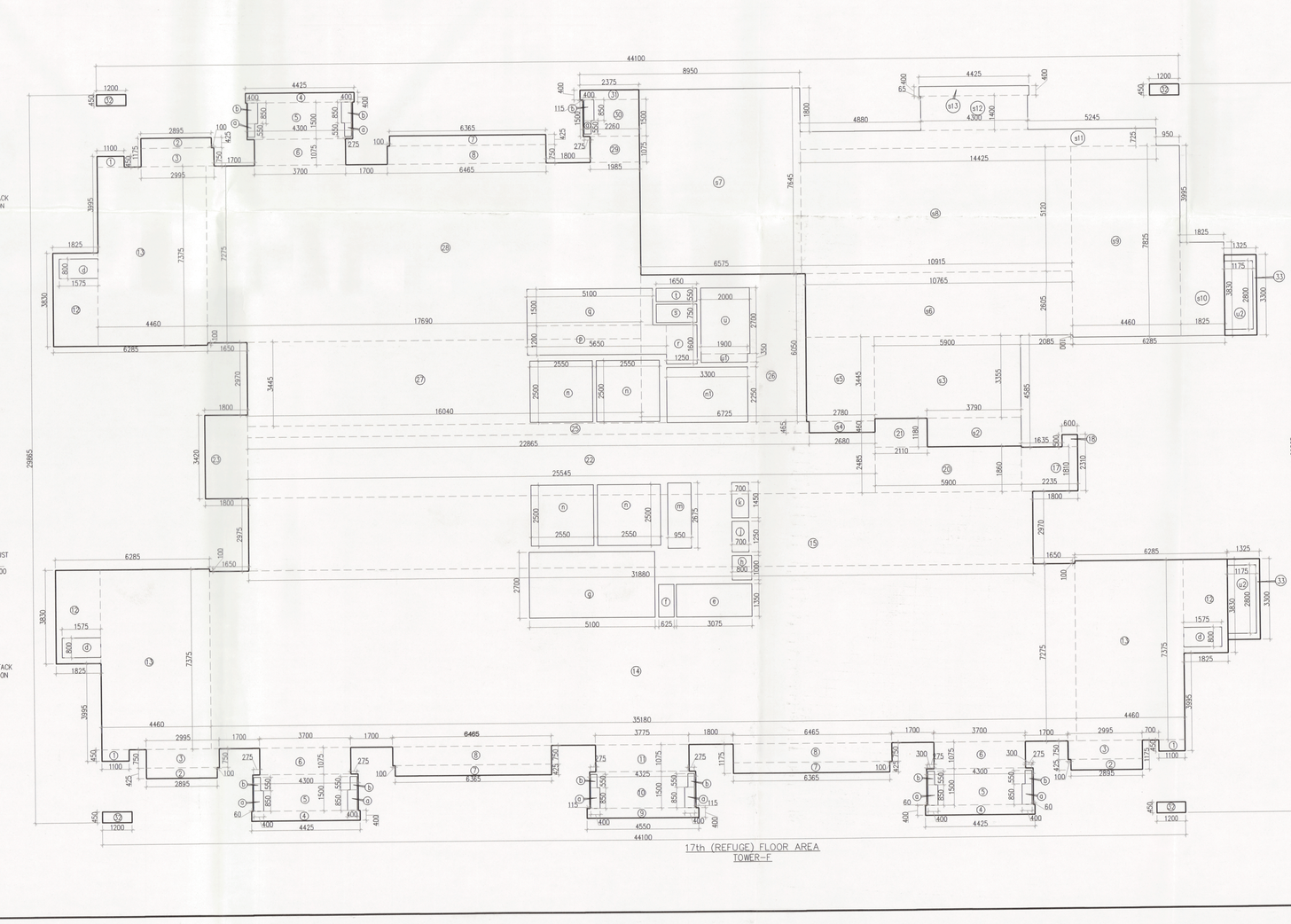
TYPICAL MECHANICAL VENTILATION CALCULATION FOR POWDER ROOM							
S. NO.	LOCATION	AREA (SQ.FT.)	HEIGHT (FT.)	VOLUME (SQ.FT)	DESIGN CFM (CFM)	SELECTED EXHAUST FAN	FAN SIZE (MM)	EXHAUST DUCT SIZE (MM DIA/RECTAR) (MM)
1	TYPICAL MECHANICAL VENTILATION FOR POWDER ROOM							
1.1	POWDER ROOM	26.4	9	238	47.60	1Nr/600cfm cassette in line fan	150	1180X50

LEGEND :-

SVP	①	160 OD uPVC SWR CLASS B SOIL / WASTE & VENT PIPE
SVP	②	110 OD uPVC SWR CLASS B ANTISYPHONE PIPE
SVP	④	160 OD uPVC SWR CLASS B ANTISYPHONE PIPE
SVP	⑤	160 OD uPVC SWR CLASS A RAIN WATER DOWNTAKE PIPE
DWS	⑥	DOMESTIC WATER SUPPLY DOWNTAKE PIPE (CLASS D)
FWS	⑦	FLUSHING WATER SUPPLY DOWNTAKE PIPE (CLASS D)
SVP	FD	110 OD uPVC SWR CLASS A BALCONY DRAIN PIPE
	FD	FLOOR DRAIN
DWS		DOMESTIC WATER SUPPLY
FWS		FLUSHING WATER SUPPLY
PRS		PRESSURE REDUCING VALVE STATION



17TH FLOOR
LVL. +63900
(TOWER–F)



17th (REFUGE) FLOOR AREA
TOWER–F

AREA CALCULATION OF 17TH REFUGE FLOOR (TOWER-F)							
GROSS – A							
1	3	X	1.150	X	0.400	=	1.485 SQM
2	3	X	2.995	X	0.425	=	3.597 SQM
3	3	X	2.995	X	0.750	=	6.739 SQM
4	3	X	4.425	X	0.400	=	5.310 SQM
5	3	X	4.300	X	1.500	=	19.350 SQM
6	3	X	3.700	X	1.075	=	11.955 SQM
7	3	X	6.365	X	0.425	=	8.119 SQM
8	3	X	6.465	X	0.750	=	14.546 SQM
9	1	X	4.550	X	0.400	=	1.820 SQM
10	1	X	4.325	X	1.500	=	6.488 SQM
11	1	X	3.775	X	1.075	=	4.058 SQM
12	3	X	1.825	X	3.830	=	20.969 SQM
13	3	X	4.460	X	7.375	=	98.678 SQM
14	1	X	35.180	X	7.375	=	259.505 SQM
15	1	X	31.880	X	2.975	=	94.843 SQM
17	1	X	2.235	X	1.810	=	4.045 SQM
18	1	X	5.900	X	0.800	=	4.720 SQM
20	1	X	1.900	X	1.880	=	3.572 SQM
21	1	X	20.540	X	3.450	=	70.863 SQM
22	1	X	9.545	X	3.485	=	33.479 SQM
23	1	X	22.865	X	3.420	=	78.196 SQM
24	1	X	22.865	X	0.480	=	10.832 SQM
26	1	X	6.735	X	6.550	=	40.698 SQM
27	1	X	16.040	X	3.445	=	55.255 SQM
28	1	X	17.690	X	7.375	=	128.693 SQM
29	1	X	1.985	X	1.075	=	2.134 SQM
30	1	X	2.263	X	1.500	=	3.395 SQM
31	1	X	2.313	X	0.600	=	1.388 SQM
33	4	X	1.200	X	0.450	=	2.160 SQM
34	1	X	1.300	X	0.400	=	0.520 SQM
					TOTAL	=	894.593 SQM
GROSS – B							
a	9	X	0.400	X	0.850	=	3.060 SQM
b	9	X	0.275	X	0.550	=	1.361 SQM
d	3	X	1.975	X	0.800	=	3.790 SQM
e	1	X	3.975	X	1.350	=	4.151 SQM
f	1	X	0.825	X	1.350	=	0.844 SQM
g	1	X	5.100	X	2.700	=	13.770 SQM
h	1	X	0.800	X	1.000	=	0.800 SQM
i	1	X	1.975	X	1.350	=	2.671 SQM
k	1	X	0.700	X	1.450	=	1.015 SQM
m	1	X	0.700	X	3.450	=	2.541 SQM
n	4	X	2.550	X	2.500	=	25.500 SQM
o1	1	X	3.300	X	2.250	=	7.425 SQM
p	1	X	5.850	X	1.200	=	6.780 SQM
q	1	X	5.100	X	1.500	=	7.650 SQM
r	1	X	1.250	X	1.600	=	2.000 SQM
s	1	X	1.650	X	0.750	=	1.238 SQM
t	1	X	1.650	X	0.550	=	0.908 SQM
u	1	X	2.000	X	2.700	=	5.400 SQM
v	1	X	1.900	X	0.350	=	0.665 SQM
w1	1	X	1.175	X	2.800	=	3.290 SQM
					TOTAL	=	96.343 SQM

TOTAL FAR AREA OF 17TH REFUGE FLOOR	=	GROSS - A	-	GROSS - B	
	=	894.053		96.343	
	=	797.711	SQM		

BUILTUP AREA

GROSS – C						
f	1	X 5.100	X 2.700	=	13.770	SQM
g	1	X 5.850	X 1.200	=	6.780	SQM
q	1	X 5.100	X 1.500	=	7.650	SQM
r	1	X 1.250	X 1.600	=	2.000	SQM
s	1	X 1.650	X 0.750	=	1.238	SQM
t	1	X 1.650	X 0.550	=	0.908	SQM
u	1	X 2.000	X 2.700	=	5.400	SQM
v	1	X 1.900	X 0.350	=	0.665	SQM
w1	1	X 1.175	X 2.800	=	3.290	SQM
			TOTAL	=	41.699	SQM

TOTAL BUILTUP AREA OF 17TH REFUGE FLOOR (TOWER-F)	=	FAR AREA	+	GROSS - C	
	=	797.711	+	289.607	
	=	1087.318	SQM		

TOTAL NON FAR AREA OF 17TH REFUGE FLOOR (TOWER-F)	=	BUILTUP AREA	-	FAR AREA		
	=	1087.318	-	797.711		
	=	289.607	SQM			

DIMENSION LEGEND

1525	ARCHITECTURE DIM
1525	AREA DIM

LIFT CAPACITY

S/N. NO.	Shaft Size (mm)	Car Size (mm)	Capacity
1	2400x2400	2000x1550x2700	20Pl 1900Kg
2	1900x3000	1100x2300x2700	16Pl 1088Kg
3	2650x2450	1800x1900x2700	20Pl 1362Kg

Note :-

1. BUILDING WILL BE DESIGNED (STRUCTURES) AS PER RELEVANT IS CODES FOR EARTH QUAKE RESISTANCE.

PROJECT

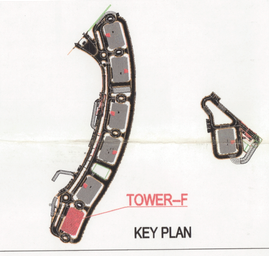
REVISED(1ST REVISION) BUILDING PLANS OF PHASE-1(PRIVANA-SOUTH) FALLING UNDER RESIDENTIAL COLONY
UNDER NEW INTEGRATED LICENSING POLICY(NILP) DATED 11.05.2022 ON LAND MEASURING 116.29625 ACRES (LICENCE NO. 219 OF 2023.DATED 25-10-23.) (AN AREA MEASURING 103.05625 ACRES MIGRATION FROM LICENCE NO. 27 OF 2012 DATED 02.04.2012 AND 13.24 ACRES AS FRESH AS FRESH APPLIED AREA) IN SECTOR -76 & 77, GURUGRAM MANESAR URBAN COMPLEX BEING DEVELOPED BY DLF LTD.IN COLLABORATION WITH LAND OWNERS AND IT`S ASSOCIATE COMPANIES

DESIGN ARCHITECTS

Arcop Associates Pvt. Ltd.,
Plot No.–36B,Institutional Area,
Sector–32,Gurgaon,
Haryana–122001.

SUBMISSION ARCHITECTS

RSMS ARCHITECTS PVT. LTD.
69,Nora Niwas Bhawani Kunj
(Behind D2), Vasant Kunj,
New Delhi–110070.
Tel.: 011–26898616,26898617
www.rsms–arch.com



TOWER–F
KEY PLAN

This is a "PROVISIONAL BUILDING PLAN" approved only for the purpose of inviting Objections from the general public

S.T.P.(HQ) Member Secretary B.P.A.C. | S.T.P.(G) Member B.P.A.C. | CTP Chandigarh B.P.A.C.

DTP(HQ) | ATP(HQ) | PA | JD | DIRECTOR KUMAR PA(HQ) | JD(HQ) Manager B.P.A.C.

TO BE READ IN CONJUNCTION WITH LETTER OF DIRECTOR TOWN & COUNTRY PLANNING, HARYANA, CHANDIGARH VIDE MEMO NO. LC-3125-JE(VA)-2025/ 14292-95 DATED 14.03.2025

ARCHITECT'S SEAL & SIGNATURE | OWNER'S SEAL & SIGNATURE

Council of Architecture Registration No. CA/2005/72135

DLF Limited
Authorised Signatory

JAN.–2025 | Scale : 1:100 | NORTH

Drawing Title:–
TYPICAL 10TH TO 16TH,18TH TO 19TH FLOOR PLAN
17TH REFUGE FLOOR
OF AREA CALCULATION
(TOWER-F)

Drawing No:–
TF-03
1–06052025

Plan checked and found ok for Public Health Engineering purpose subject to comments in forwarding letter No. 3552210 dtd. 31.12.2024

Superintending Engineer (HQ)
Public Health Engineering
HSVP, Panchkula