
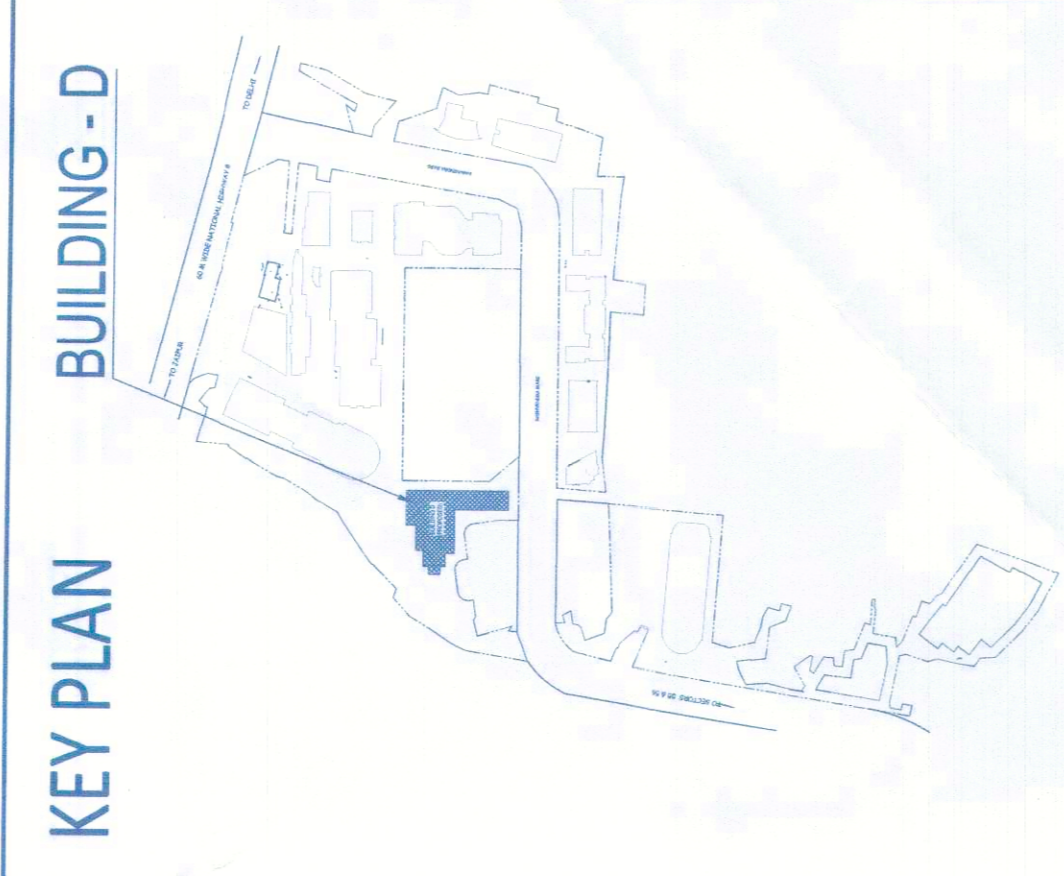


DRG NO. BS-4D

This is a "PROVISIONAL BUILDING PLAN" approved only for the purpose of inviting objections from the general public.



15
PA
AD



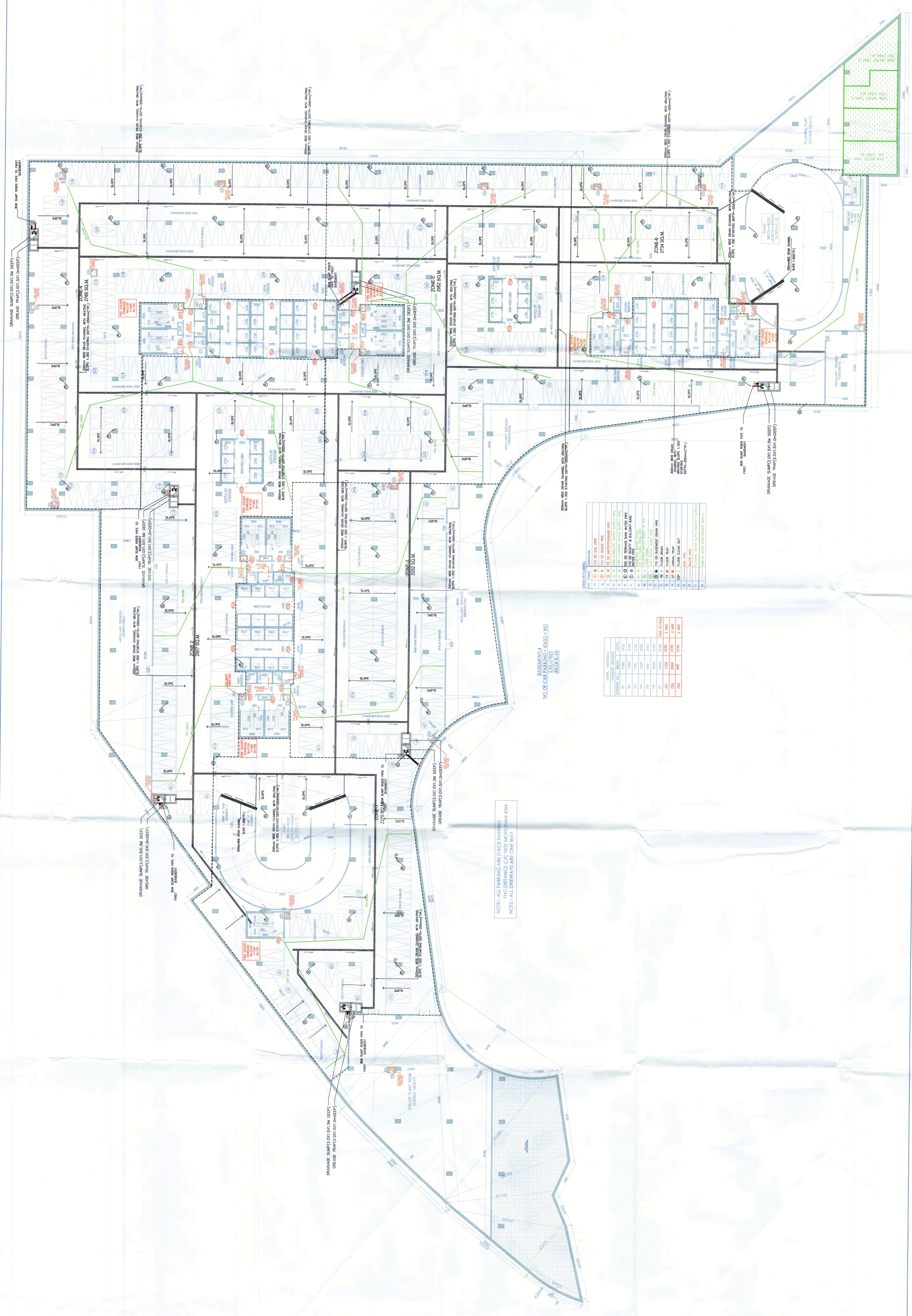
Architect
Hafeez
Contractor

RISIMIS ARCHITECTS
RMS ARCHITECTS PVT. LTD.
69, Nora Niwas, Bhawani Kunj
(Behind D2), Vasant Kunj
New Delhi-110070
Tel: 011-26886616, 26886617
WWW.RISIMIS-ARCHITECTS.COM

PROPOSED BUILDING PLANS OF BUILDING - B AND REVISED BUILDING PLANS OF BUILDING - C, D, E, & F IN CYBER CITY UNDER TRANSIT ORIENTED DEVELOPMENT (TOD) POLICY FOR MIX LAND USED COLONY (70% CONCRETE) MEASURING APPROX. 108.55922 ACRES, SECTOR - A, GURUGRAM MANESAR URBAN COMPLEX, BEING DEVELOPED BY DLF CYBER CITY DEVELOPERS LIMITED.

OWNER: DLF Cyber City Developers Ltd.
10th Floor DLF Gateway Tower,
DLF Cyber City, Gurugram, Haryana
PIN: 122002.
DRAWING TITLE: BASEMENT-04 BLOCK-D

REVISION JOB NO. BS-4D
SCALE: 1:200
DATE: 01-04-2021
CHECKED BY: APPROVED BY:
ARCHITECT'S SEAL & SIGNATURE: OWNER'S SEAL & SIGNATURE



LEGEND

1	100mm WIDE DRAIN CHANNEL WITH GRATING
2	150mm WIDE DRAIN CHANNEL WITH GRATING
3	200mm WIDE DRAIN CHANNEL WITH GRATING
4	250mm WIDE DRAIN CHANNEL WITH GRATING
5	300mm WIDE DRAIN CHANNEL WITH GRATING
6	350mm WIDE DRAIN CHANNEL WITH GRATING
7	400mm WIDE DRAIN CHANNEL WITH GRATING
8	450mm WIDE DRAIN CHANNEL WITH GRATING
9	500mm WIDE DRAIN CHANNEL WITH GRATING
10	550mm WIDE DRAIN CHANNEL WITH GRATING
11	600mm WIDE DRAIN CHANNEL WITH GRATING
12	650mm WIDE DRAIN CHANNEL WITH GRATING
13	700mm WIDE DRAIN CHANNEL WITH GRATING
14	750mm WIDE DRAIN CHANNEL WITH GRATING
15	800mm WIDE DRAIN CHANNEL WITH GRATING
16	850mm WIDE DRAIN CHANNEL WITH GRATING
17	900mm WIDE DRAIN CHANNEL WITH GRATING
18	950mm WIDE DRAIN CHANNEL WITH GRATING
19	1000mm WIDE DRAIN CHANNEL WITH GRATING
20	1050mm WIDE DRAIN CHANNEL WITH GRATING
21	1100mm WIDE DRAIN CHANNEL WITH GRATING
22	1150mm WIDE DRAIN CHANNEL WITH GRATING
23	1200mm WIDE DRAIN CHANNEL WITH GRATING
24	1250mm WIDE DRAIN CHANNEL WITH GRATING
25	1300mm WIDE DRAIN CHANNEL WITH GRATING
26	1350mm WIDE DRAIN CHANNEL WITH GRATING
27	1400mm WIDE DRAIN CHANNEL WITH GRATING
28	1450mm WIDE DRAIN CHANNEL WITH GRATING
29	1500mm WIDE DRAIN CHANNEL WITH GRATING
30	1550mm WIDE DRAIN CHANNEL WITH GRATING
31	1600mm WIDE DRAIN CHANNEL WITH GRATING
32	1650mm WIDE DRAIN CHANNEL WITH GRATING
33	1700mm WIDE DRAIN CHANNEL WITH GRATING
34	1750mm WIDE DRAIN CHANNEL WITH GRATING
35	1800mm WIDE DRAIN CHANNEL WITH GRATING
36	1850mm WIDE DRAIN CHANNEL WITH GRATING
37	1900mm WIDE DRAIN CHANNEL WITH GRATING
38	1950mm WIDE DRAIN CHANNEL WITH GRATING
39	2000mm WIDE DRAIN CHANNEL WITH GRATING
40	2050mm WIDE DRAIN CHANNEL WITH GRATING
41	2100mm WIDE DRAIN CHANNEL WITH GRATING
42	2150mm WIDE DRAIN CHANNEL WITH GRATING
43	2200mm WIDE DRAIN CHANNEL WITH GRATING
44	2250mm WIDE DRAIN CHANNEL WITH GRATING
45	2300mm WIDE DRAIN CHANNEL WITH GRATING
46	2350mm WIDE DRAIN CHANNEL WITH GRATING
47	2400mm WIDE DRAIN CHANNEL WITH GRATING
48	2450mm WIDE DRAIN CHANNEL WITH GRATING
49	2500mm WIDE DRAIN CHANNEL WITH GRATING
50	2550mm WIDE DRAIN CHANNEL WITH GRATING
51	2600mm WIDE DRAIN CHANNEL WITH GRATING
52	2650mm WIDE DRAIN CHANNEL WITH GRATING
53	2700mm WIDE DRAIN CHANNEL WITH GRATING
54	2750mm WIDE DRAIN CHANNEL WITH GRATING
55	2800mm WIDE DRAIN CHANNEL WITH GRATING
56	2850mm WIDE DRAIN CHANNEL WITH GRATING
57	2900mm WIDE DRAIN CHANNEL WITH GRATING
58	2950mm WIDE DRAIN CHANNEL WITH GRATING
59	3000mm WIDE DRAIN CHANNEL WITH GRATING
60	3050mm WIDE DRAIN CHANNEL WITH GRATING
61	3100mm WIDE DRAIN CHANNEL WITH GRATING
62	3150mm WIDE DRAIN CHANNEL WITH GRATING
63	3200mm WIDE DRAIN CHANNEL WITH GRATING
64	3250mm WIDE DRAIN CHANNEL WITH GRATING
65	3300mm WIDE DRAIN CHANNEL WITH GRATING
66	3350mm WIDE DRAIN CHANNEL WITH GRATING
67	3400mm WIDE DRAIN CHANNEL WITH GRATING
68	3450mm WIDE DRAIN CHANNEL WITH GRATING
69	3500mm WIDE DRAIN CHANNEL WITH GRATING
70	3550mm WIDE DRAIN CHANNEL WITH GRATING
71	3600mm WIDE DRAIN CHANNEL WITH GRATING
72	3650mm WIDE DRAIN CHANNEL WITH GRATING
73	3700mm WIDE DRAIN CHANNEL WITH GRATING
74	3750mm WIDE DRAIN CHANNEL WITH GRATING
75	3800mm WIDE DRAIN CHANNEL WITH GRATING
76	3850mm WIDE DRAIN CHANNEL WITH GRATING
77	3900mm WIDE DRAIN CHANNEL WITH GRATING
78	3950mm WIDE DRAIN CHANNEL WITH GRATING
79	4000mm WIDE DRAIN CHANNEL WITH GRATING
80	4050mm WIDE DRAIN CHANNEL WITH GRATING
81	4100mm WIDE DRAIN CHANNEL WITH GRATING
82	4150mm WIDE DRAIN CHANNEL WITH GRATING
83	4200mm WIDE DRAIN CHANNEL WITH GRATING
84	4250mm WIDE DRAIN CHANNEL WITH GRATING
85	4300mm WIDE DRAIN CHANNEL WITH GRATING
86	4350mm WIDE DRAIN CHANNEL WITH GRATING
87	4400mm WIDE DRAIN CHANNEL WITH GRATING
88	4450mm WIDE DRAIN CHANNEL WITH GRATING
89	4500mm WIDE DRAIN CHANNEL WITH GRATING
90	4550mm WIDE DRAIN CHANNEL WITH GRATING
91	4600mm WIDE DRAIN CHANNEL WITH GRATING
92	4650mm WIDE DRAIN CHANNEL WITH GRATING
93	4700mm WIDE DRAIN CHANNEL WITH GRATING
94	4750mm WIDE DRAIN CHANNEL WITH GRATING
95	4800mm WIDE DRAIN CHANNEL WITH GRATING
96	4850mm WIDE DRAIN CHANNEL WITH GRATING
97	4900mm WIDE DRAIN CHANNEL WITH GRATING
98	4950mm WIDE DRAIN CHANNEL WITH GRATING
99	5000mm WIDE DRAIN CHANNEL WITH GRATING
100	5050mm WIDE DRAIN CHANNEL WITH GRATING

NOTE: ALL PARKING ARE STACK PARKING
PVC DISTANCE C/C NOT MORE THAN 45M
NOTE: ALL DRIVEWAYS ARE ONE WAY

NO. OF CAR PARKING: 42X2 = 842
(BLOCK-D)